

RETAIL MARKET AT A GLANCE

Summary

Rice

The retail prices of samba, keeri samba, raw white and imported samba have increased. The highest price increase of Rs.17.00/kg was recorded for import samba. Similarly, when compared to the same period of last year, highest price increase of 32% was recorded for imported samba.

(Page No.01)

Other Field Crops

Retail prices of all types of potatoes have decreased. However, retail prices of all types of pulses have increased and the highest price increase of Rs.45.00/kg was recorded for green gram. Further, retail prices of both imported red and big onions have increased. Compared to the same period of last year, retail prices of imported red onions and Welimada potato have decreased while the retail prices of imported big onions, imported potato and white cowpea have increased.

(Page No.02-03)

Vegetables

The retail prices of most of the vegetable varieties have decreased. Considering the up country vegetables, the highest price decrease was reported for cabbage at Rs.43.00/kg. Considering low country vegetables, the highest price decrease was reported for capsicum at Rs.113.00/kg. Compared to the same period of last year, retail prices of most of the vegetable varieties have decreased.

(Page No.03-05)

Fruits

In line with the decreased wholesale prices, retail prices of most of the fruits have decreased. The highest price decrease of Rs.99.00/fruit was reported for karthakolomban mango. However, compared to the same period of last year, current retail prices of most of the fruits have increased.

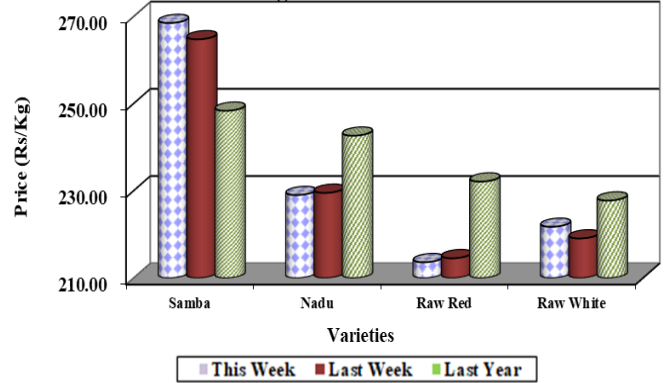
(Page No.05-06)

Fish

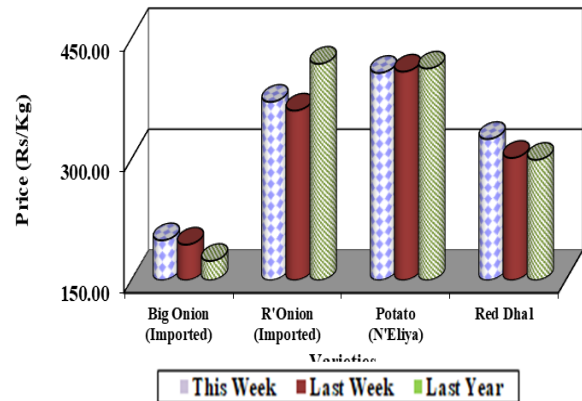
Retail prices of all fish varieties except thalapath, balaya and mora have increased. The highest price increase was reported for kelawalla at Rs.82.00/kg. Compared to the same period of last year, retail prices of all fish varieties increased in the range of 9%-33% while the highest price increase was recorded for shrimps at 33%.

(Page No.06)

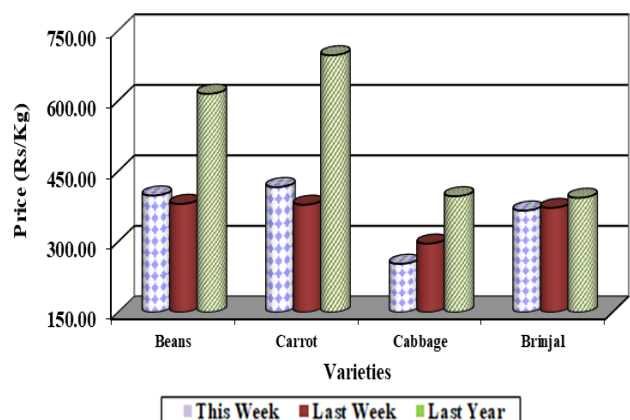
Average Retail Prices of Rice



Average Retail Prices of Other Field Crops



Average Retail Prices of Vegetables



Rice

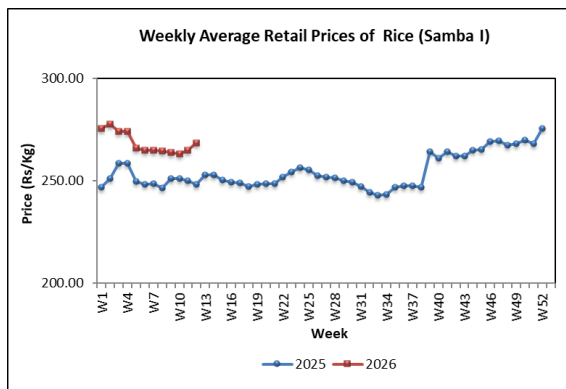
Wholesale

Price of all rice varieties except raw(red) have increased significantly due to increased paddy prices. Highest price increase of 3% was recorded for nadu grade II and price ranged Rs.200.00-202.00/kg. Price of all other local rice varieties have increased in the range of 1%-2%.

Compared to same period of last year, the highest price increase of 23% recorded for keeri samba and the highest price decrease of 11% recorded for raw red.

Retail

Prices of samba, keeri samba, raw white and imported samba have increased. The highest price increased of Rs.17.00/kg was recorded for imported samba. Prices of nadu and raw red have decreased. The highest price decreased of Rs.1.00/kg was recorded for raw red.



Compared to the same period of last year, highest price increase of 32% was recorded for imported samba while the highest price decreased of 8% was recorded for raw red.

Paddy

Compared to last week, a noticeable increase in the average prices of most rice varieties was reported this week from major producing areas.

Accordingly, the highest price increase was observed for short-grain (samba) paddy, with prices rising by Rs.12.00-13.00 per kilogram in the Nikaweratiya and Kurunegala areas. Meanwhile, a smaller increase of around Rs.2.00 per kilogram was reported from the Kalawewa and Polonnaruwa areas. The price range for short-grain (samba) paddy was reported at Rs.125.00-140.00 per kilogram.

Similarly, the price of keeri samba paddy increased by Rs.7.00-10.00 per kilogram in the Kurunegala, Kalawewa, and Anuradhapura areas. The price range was reported as Rs.152.00-185.00/kg from major producing areas.

In addition, the price of long-grain white paddy increased slightly by Rs.1.00-5.00 per kilogram, with prices ranging between Rs. 97.00-120.00 per kilogram in the main producing areas. Furthermore, the price of long-grain red paddy was reported in the

range of Rs. 100.00-110.00 per kilogram in the major producing areas of the Southern Province.

When compared to the same period of last year, the price of keeri samba paddy has increased significantly by 19%-22%, while short-grain (samba) paddy prices have shown a slight increase of 1%-9%. However, prices of both long-grain white and long-grain red paddy have decreased notably by 7%-20%.

Dried Chillies

Wholesale

The price of imported dried chili has not changed significantly and price ranged Rs.850.00-1000.00/kg.

Compared to same period of last year, current wholesale price of imported dried chili has increased by 47%.

Retail

Price of imported dried chili has increased by Rs.59.00/kg and price ranged Rs.1000.00-1300.00/kg.

Compared to the same period of the last year, current retail price of imported dried chili has increased by 39%.

Onion

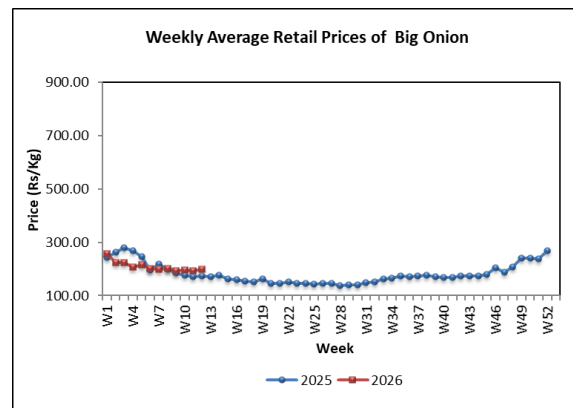
Wholesale

Price of imported red onion and sinnan red onion have increased by 14% and 12% and price ranged Rs.190.00-220.00/kg. Price of imported big onion have increased by 16% due to unavailability of sufficient stocks and price ranged Rs.120.00-170.00/kg.

Compared to same period of last year current whole sale price of imported red onion has decreased by 14% while sinnan big onion has increased by 36%.

Retail

Prices of both red and big onions have increased of Rs.11.00/kg and Rs.5.00/kg respectively.



Compared to the same period of the last year highest price increase of 15% was recorded for imported big onions and highest price decrease of 11% was recorded for imported red onions.

Potato

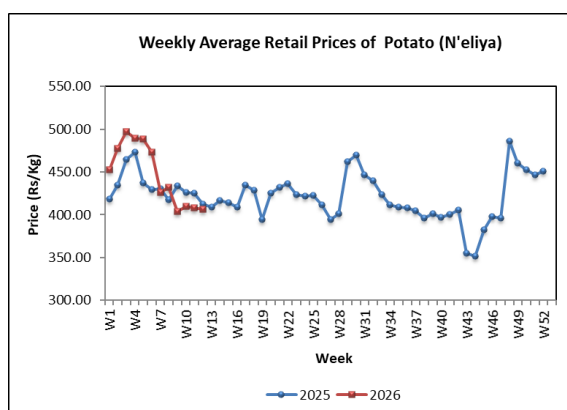
Wholesale

Price of Welimada, Nuwara Eliya and imported potato varieties have decreased slightly and price ranged and price ranged Rs.250.00-270.00/kg, Rs.300.00-320.00/kg and Rs.145.00-200.00/kg respectively.

Compared to same period of last year, prices of all types of potato varieties have increased in the range of 4%-10%.

Retail

Prices of all types of potatoes varieties have decrease. The highest price decreased of Rs.7.00/kg was recorded for Welimada potato.



Compared to the same period of the last year, highest price increase of 3% was recorded for imported potatoes while highest price decrease of 2% was recorded for Welimada potato.

Pulses

Wholesale

Price of red dhal have increased by 12% due to increased imported cost and price ranged Rs.290.00-320.00/kg. Price of other pulses varieties have not changed significantly.

Compared to same period of last year, the highest price increase of 47% was recorded for red cowpea.

Retail

Prices of all types of pulses varieties have increased. The highest price increase of Rs.45.00/kg was recorded for green gram.

Compared to the same period of the last year, the highest price increase of 30% was recorded for white cowpea.

Vegetables

Wholesale

Prices of most of the upcountry vegetables have increased, with decrease supply specially from Nuwara Eliya, but most of the low country vegetable have decreased, with increased supply from all major producing areas,

Among the upcountry vegetable varieties, the highest price increase of 25% reported

for beetroot, with decreased supply from Nuwara Eliya and Puttalam. Similarly, prices of beans have also increased by 24%, due to decrease supply from Balangoda and Welimada, while the prices of carrot have increased by 12%, due to decreased supply from Nuwara Eliya. However, the price of raddish has decreased by 24%, due to increase supply from Nuwara Eliya, Puttalam and Welimada.

Considering the low-country vegetables, the highest price decrease was reported for capsicum as 40%, due to increased supply from Puttala and Jaffna areas. During next week prices of capsicum are expected further decrease, due to expected more stocks available from those areas.

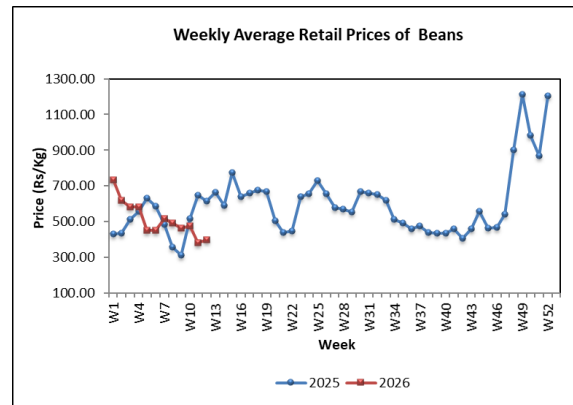
In addition, prices of bitter gourd have also decreased by 35%, with increased supply from Dambulla, Kandy and Hambanthota. While the prices of brinjals have decreased by 15%, with increased supply from Embilipitiya, Balangoda, Puttalam and Jaffna areas. However, the prices of luffa have increased by 69%, with decreased supply from Dambulla, Balangoda, and Hanguranketha, Prices of luffa will observed further increase trend, with limited stocks during next week. Prices of green chili have decreased by 16%, with

increased supply from from Puttalam, Jaffna and Thalawakele areas.

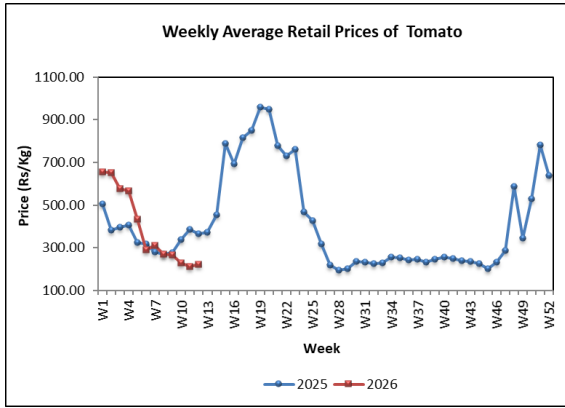
Compared to the same period of last year, the prices of most of the vegetables have decreased, with the highest price decrease of 75% reported for capsicum.

Retail

Prices of most of the vegetable varieties have decreased. Considering the up-country vegetables, the highest price decrease was reported for cabbage at Rs. 43.00/kg. However, carrot increased by Rs. 38.00/kg.



Considering low-country vegetable varieties, the highest price decrease was reported for capsicum at Rs.113.00/kg. While green chili decreased by Rs.125.00/kg.



Compared to the same period of last year, prices of most varieties have decreased, with a notable 58% decrease reported for capsicum.

**Coconut
Wholesale**

Prices of both large and small coconut have not changed significantly. Price ranges were Rs.155.00-165.00 for a large nut and Rs.135.00-145.00 for a small nut.

Compared to the same period of last year, the current wholesale prices of both large and small nuts have decreased by 11% and 12% respectively.

Retail

Prices of large and small nuts have increased by around Rs.4.00 per nut compared to last week. The price ranges were Rs.175.00-200.00 for a large nut and Rs.150.00-170.00 for a small nut.

Compared to the same period of last year, the current retail prices of large and small nuts have decreased by 10%.

**Fruits
Wholesale**

Prices of all of the fruit varieties except kolikuttu banana and grapes (imported) have decreased due to high supply to the market. The highest price decrease of 36% was reported for karthakolomban mango. Further, price of vilad mango and avocado have decreased by 26% and 22% respectively due to sufficient supply from harvesting areas. Moreover, prices of passion fruit, papaw and small sized pineapple have decreased by 16%,11% and 10% respectively due to sufficient supply to the market and low demand of consumers.

Compared to the same period of last year, current prices of most of the fruit varieties have increased and the highest price increase of 63% was recorded for slime apple.

Retail

In line with the decreased wholesale prices, retail prices of most of the fruits have also decreased. The highest price decrease of

Weekly Food Commodities Bulletin

Rs.99.00/fruit was reported for karthakolamban mango. Price of large, medium and small pineapple has decreased by 86.00/kg, Rs. 68.00/kg and Rs.62.00/kg. Also, prices of papaw, passionfruit and avocado decreased by Rs.23.00/kg, Rs.16.00/fruit and Rs.9.00/fruit respectively. However, the price of grapes has increased by Rs.60.00/kg.

Compared to the same period of last year, current prices of most of the fruits have increased and highest price increase was reported for papaw as 40%.

Fresh Fish

Wholesale

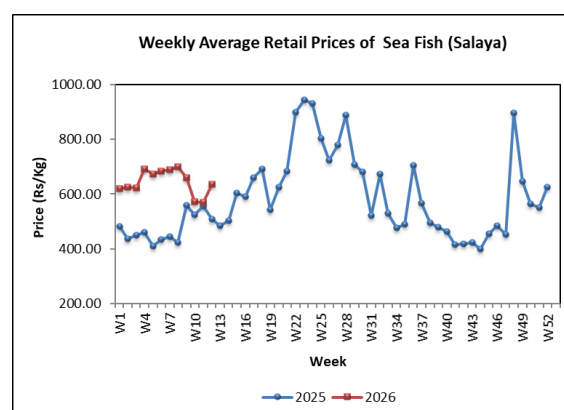
Prices of fish varieties have increased, ranging between 1% and 31%. The highest price increase of 31% was reported for salaya, with prices ranging from Rs.350.00 to Rs.450.00/kg. The second highest price increase of 27% was recorded for thora, with prices ranging from Rs.1700.00 to Rs.2000.00 per kilogram. Meanwhile, the price of thalapath decreased by 10%, with prices ranging between Rs.1400.00 and Rs.1900.00 per kilogram.

Compared to the same period of last year, prices of most fish varieties have increased,

with the highest increase of 21% was reported for mora.

Retail

Prices of all fish varieties except thalapath, balaya and mora have increased. The highest price increase was reported for kelawalla at Rs.82.00/kg. While the price of salaya and thora increases by Rs.67.00/kg and Rs.64.00/kg respectively. The highest price decrease was reported for balaya at 240.00/kg.



Compared to the same period of last year, retail prices of all fish varieties increased in the range of 9%-33%. The highest price increase was recorded for shrimp at 33%.

Dried Fish

Wholesale

Prices of most local and imported dried fish varieties have also increased, ranging from

1% to 33%. However, the highest price decrease of 33% was reported for local mora, with prices ranging between Rs.2350.00 and Rs.2800.00/kg. The second highest price increase of 20% was recorded for local sprats, with prices ranging from Rs.1350.00 to Rs. 1700.00/kg. The price of local maduwa decreased by 2%, with prices ranging from Rs. 1450.00 to Rs.1750.00/kg.

Compared to the same period of last year, the wholesale prices of most of the dried fish varieties have increased, with the highest increase reported for local sprats.

Retail

Prices of all dried fish varieties except for local sprats have decreased. The highest price increase was recorded for thora and it was Rs.700.00/kg. The second and third price increases were recorded for anguluwa and kattawa, which were Rs.223.00/kg and Rs.215.00/kg respectively. The price decrease was recorded for local sprats which was Rs.200.00/kg.

Compared to the same period of last year, prices of all dried fish varieties except salaya have increased in the range of 14%-38%. The highest price increase was recorded for imported sprats by 38%.

Eggs

Wholesale

During this week, egg wholesale prices have increased, with brown eggs rising by 6% and white eggs by 7%. Accordingly, the price of a brown egg ranged from Rs.39.00 to Rs.40.00, while the price of a white egg ranged from Rs.37.00 to Rs.38.00.

Compared to the same period last year, egg prices have increased significantly, with brown eggs rising by 32% and white eggs by 40%.

Retail

Brown eggs have increased by Rs.3.00 and the price range has been reported between Rs.40.00-42.00/egg. White eggs have increased by Rs.3.00. The prices are ranged Rs.38.00-41.00/egg.

Compared to the same period in the previous year, the retail price of brown eggs increased by 26% and that of white eggs by 28%.

Meat

Retail

Prices of all meat varieties other than mutton have increased. The highest price increase was reported for beef and it was

Rs.33.00/kg. The price of skinless broiler chicken was increased by Rs.10.00. There was no change in the price of skinless curry chicken and pork while the price of mutton was decreased by Rs.23.00 per kilogram.

Compared to the same period of last year, prices of all meats increased in the range of 11%-82%. The highest price increase was recorded for pork at 82%.

NOTE

The Food Commodities Bulletin is a weekly publication containing information relating to wholesale and retail prices of selected food commodities in nine selected markets in and around Colombo and main markets in the major producing areas.

The information is analyzed and presented as prevailing prices, price ranges, averages, and a comparison of weekly prices. The changes in prices reported are always with price prevailed during the previous week unless otherwise stated.

The frequency of collection of wholesale price information is twice a week (i.e., Tuesday and Friday) while with retail prices, it is thrice a week (i.e., Friday, Monday, and Tuesday).

Table 01: Selected Markets: Wholesale Price of Rice (Rs/50kg bag)

Week 12: 20 - 26 Mar 2026

LOCATIONS	Rice Varieties													
	Samba 1		Samba 2		Keeri Samba		Nadu 1		Nadu 2		Raw Red		Raw White	
Colombo	12250	12500	12000	12100	16500	17000	10250	10500	10000	10100	9500	10000	9500	10500
Divulapitiya	14000	14250	11750	12350	16250	18000	11350	11400	9800	10750	9000	9400	9300	10250
Kurunegala	-	-	12000	12000	-	-	11350	11400	10150	10300	-	-	9650	9800
Nikaweratiya	13000	13250	11850	12250	17150	17250	11200	11500	9500	10000	-	-	9250	9500
Badulla	-	-	12000	13000	-	-	11250	11250	-	-	9500	9500	10000	10250
Puttalam	13250	13750	13000	13000	18250	18750	11300	11400	10000	10750	10500	10500	9900	10250
Dambulla	14250	14300	12000	12250	-	-	11300	11350	10250	10500	10400	10500	10000	10400
Anuradhapura	14000	14250	11900	12250	18000	18250	11250	11400	10000	10750	10000	10500	9500	10250
Tambuttegama	14500	14500	12000	12000	-	-	11300	11400	10200	10600	10750	10750	9750	10000
Polonnaruwa	-	-	-	-	-	-	11100	11150	-	-	10350	10500	10350	10500
Kalutara	-	-	-	-	-	-	11250	11350	10500	10750	9250	10250	10000	10250
Ampara	-	-	-	-	-	-	11500	11500	10500	10750	8500	9000	9000	9500
09 Kandy	13750	14000	12250	12500	17250	17500	11150	11250	10250	10500	9750	10250	9750	10250
Moneragala	-	-	11750	12000	18000	18250	11300	11500	-	-	9250	9500	9250	9750
Kegalle	-	-	-	-	-	-	-	-	-	-	-	-	-	-
Dehiattakandiya	14000	14000	-	-	17500	18500	11000	11250	10250	10250	10500	10750	9500	10000
Hambantota	-	-	-	-	-	-	-	-	-	-	-	-	-	-
Matara	-	-	-	-	-	-	11250	11400	10500	10800	8500	9000	9500	10000
Galle	-	-	-	-	-	-	-	-	-	-	-	-	-	-
Meegoda	-	-	11900	12000	-	-	10500	10600	9900	10250	8700	9000	9500	10500
Tissamaharama	-	-	-	-	-	-	11450	11450	-	-	8000	8150	9650	9700
Embilipitiya	-	-	-	-	17750	18000	11250	11350	10500	10600	8150	8500	9250	9500
Jaffna	-	-	-	-	-	-	10500	10600	-	-	9500	10250	9800	10000
Vavuniya	-	-	11750	11900	-	-	11000	11250	-	-	9500	9800	9500	9750
Mannar	-	-	12250	12250	-	-	10500	10750	-	-	9800	9900	10000	10500
Killinochchi	-	-	-	-	-	-	10500	10750	-	-	8500	8750	10000	10250
Mullattivu	-	-	-	-	-	-	10750	11000	-	-	8750	9100	10250	10500
Batticaloa	-	-	11900	12000	16500	17000	10250	10500	-	-	9750	10000	9750	10000
Trincomalee	-	-	-	-	-	-	-	-	-	-	-	-	-	-
Galenbindunuwew	-	-	11950	12200	-	-	11150	11450	10500	10900	10750	10750	10000	10300
Matale	-	-	-	-	17500	18000	11100	11400	-	-	9500	10500	9500	10250

Table 02: Selected Markets: Retail Price of Rice (Rs/kg)

Week 12: 20 - 26 Mar 2026

LOCATIONS	Rice Varieties													
	Samba 1		Samba 2		Keeri Samba		Nadu 1		Nadu 2		Raw Red		Raw White	
Colombo	255.00	280.00	-	-	350.00	390.00	225.00	230.00	-	-	200.00	220.00	220.00	230.00
Gampaha	-	-	240.00	240.00	-	-	230.00	230.00	215.00	220.00	215.00	220.00	215.00	220.00
Kurunegala	-	-	240.00	240.00	-	-	230.00	230.00	215.00	225.00	215.00	220.00	215.00	220.00
Nikaweratiya	270.00	275.00	245.00	250.00	350.00	365.00	230.00	235.00	195.00	205.00	-	-	190.00	200.00
Dambulla	290.00	295.00	250.00	260.00	370.00	380.00	228.00	230.00	215.00	220.00	215.00	220.00	210.00	215.00
Anuradhapura	285.00	290.00	240.00	250.00	365.00	370.00	230.00	230.00	210.00	220.00	210.00	220.00	205.00	215.00
Thambuththegama	300.00	300.00	240.00	250.00	370.00	370.00	230.00	230.00	210.00	218.00	208.00	218.00	210.00	215.00
Polonnaruwa	-	-	240.00	240.00	-	-	230.00	230.00	-	-	220.00	220.00	220.00	220.00
Kaluthara	-	-	250.00	260.00	370.00	390.00	230.00	230.00	210.00	220.00	185.00	210.00	200.00	220.00
Badulla	280.00	285.00	-	-	360.00	360.00	230.00	230.00	-	-	200.00	210.00	210.00	220.00
Keppetipola	265.00	275.00	-	-	370.00	375.00	226.00	230.00	220.00	225.00	200.00	210.00	210.00	218.00
Moneragala	-	-	240.00	245.00	365.00	370.00	230.00	235.00	-	-	190.00	195.00	190.00	200.00
Kegalle	-	-	-	-	-	-	230.00	230.00	-	-	220.00	220.00	220.00	220.00
Ampara	-	-	240.00	250.00	360.00	370.00	230.00	230.00	210.00	220.00	185.00	195.00	185.00	220.00
Dehiattakandiya	290.00	290.00	-	-	360.00	390.00	230.00	230.00	215.00	215.00	220.00	220.00	200.00	220.00
Nuwaraeliya	275.00	280.00	-	-	370.00	380.00	228.00	230.00	224.00	228.00	210.00	220.00	215.00	220.00
Kandy	280.00	285.00	255.00	260.00	370.00	375.00	230.00	235.00	218.00	220.00	205.00	210.00	205.00	210.00
Puttalam	280.00	285.00	260.00	265.00	380.00	385.00	230.00	230.00	210.00	220.00	220.00	220.00	210.00	220.00
Hambantota	-	-	-	-	-	-	-	-	-	-	-	-	-	-
Rathnapura	280.00	285.00	-	-	-	-	230.00	235.00	218.00	220.00	188.00	195.00	205.00	215.00
Matara	-	-	250.00	260.00	380.00	390.00	230.00	230.00	215.00	225.00	180.00	190.00	200.00	220.00
Galle	-	-	-	-	-	-	-	-	-	-	-	-	-	-
Tissamaharama	-	-	240.00	240.00	-	-	230.00	230.00	-	-	165.00	170.00	195.00	200.00
Meegoda (DEC)	-	-	240.00	245.00	-	-	230.00	230.00	220.00	220.00	185.00	210.00	200.00	220.00
Embilipitiya	-	-	240.00	240.00	355.00	370.00	230.00	230.00	215.00	220.00	170.00	180.00	205.00	220.00
Jaffna	-	-	-	-	-	-	225.00	230.00	-	-	190.00	200.00	210.00	220.00
Vavuniya	-	-	240.00	245.00	-	-	230.00	235.00	-	-	200.00	210.00	200.00	205.00
Mannar	-	-	258.00	260.00	355.00	360.00	230.00	235.00	-	-	215.00	220.00	220.00	220.00
Killinochchi	-	-	-	-	-	-	220.00	225.00	-	-	180.00	190.00	210.00	215.00
Mullaittivu	-	-	-	-	-	-	220.00	225.00	-	-	180.00	185.00	210.00	215.00
Batticaloa	-	-	250.00	255.00	350.00	360.00	-	-	210.00	215.00	200.00	200.00	200.00	200.00
Trincomalee	-	-	250.00	250.00	350.00	360.00	225.00	230.00	-	-	205.00	210.00	215.00	220.00
Hanguranketha	-	-	240.00	240.00	-	-	230.00	230.00	215.00	224.00	175.00	205.00	203.00	220.00
Veyangoda	-	-	240.00	240.00	-	-	230.00	230.00	200.00	220.00	210.00	220.00	200.00	220.00
Galenbindunuwewa	285.00	290.00	240.00	245.00	-	-	230.00	230.00	212.00	225.00	220.00	220.00	205.00	215.00
Bandarawela	-	-	-	-	365.00	370.00	230.00	230.00	218.00	220.00	190.00	195.00	195.00	200.00
Matale	280.00	290.00	250.00	260.00	370.00	380.00	230.00	230.00	225.00	226.00	215.00	220.00	208.00	215.00

Table 04: Selected Markets: Wholesale Price of Subsidiary Food (Rs/50kg)

Week 12: 20 - 26 Mar 2026

LOCATION	Dried Chillies	Red Onion		Big Onion	Potato			Pulses		
	Imported	Imported	Local		Imported	Welimada	Nuwara Eliya	Green Gram	Cowpea	Red Dhal
Colombo	42500 - 50000	10000 - 12500	-	6000 - 8500	7250 - 10000	12500 - 13500	15000 - 16000	37500 - 40000	35000 - 37500	14500 - 16000
Kurunegala	47000 - 47500	11750 - 12500	-	8250 - 8500	8250 - 9000	-	-	42000 - 43000	37500 - 41500	15500 - 16000
Nikaweratiya	46500 - 47500	11750 - 12500	-	7750 - 8500	8000 - 8500	-	-	41500 - 42500	37000 - 37500	15500 - 16250
Dehiattakandiya	49000 - 55000	12500 - 16000	-	8750 - 9000	8750 - 9250	-	-	32500 - 37500	39000 - 42500	15000 - 17500
Dambulla (DEC)	47000 - 48000	9500 - 10000	14000 - 15000	8000 - 8500	7500 - 8000	11000 - 11500	-	30000 - 32500	30000 - 31000	16000 - 16250
Anuradhapura	47500 - 49000	12000 - 13000	-	8000 - 8750	8000 - 8500	-	-	40000 - 42500	37500 - 45000	15500 - 16500
Thambuththegama	45000 - 46000	10000 - 14000	-	8000 - 8650	7750 - 8250	-	-	40000 - 42500	-	15500 - 16500
Polonnaruwa	45000 - 47500	11500 - 12500	-	8000 - 9000	9000 - 10000	-	17500 - 18000	35000 - 36000	37500 - 43000	15000 - 16000
Kaluthara	47500 - 50000	12500 - 13500	-	8500 - 9500	10000 - 10500	-	-	38500 - 44000	37500 - 42000	15500 - 16500
Puttalam	43000 - 46000	15000 - 17000	9000 - 12500	7750 - 8500	9250 - 10000	-	-	34000 - 37500	40000 - 42500	14000 - 14000
Kandy	46500 - 47500	13000 - 13500	-	8500 - 9000	8250 - 8500	12000 - 13000	14500 - 15000	40000 - 42000	35000 - 37500	15500 - 16000
Matara	48500 - 50000	13500 - 15000	-	9000 - 9500	9000 - 10000	-	-	39000 - 42000	37500 - 41500	15500 - 16500
Hambantota	-	-	-	-	-	-	-	-	-	-
Kegalle	52000 - 52500	14000 - 15500	-	8500 - 9000	7500 - 7550	-	-	40000 - 41000	38000 - 39000	16000 - 16500
Galle	-	-	-	-	-	-	-	-	-	-
Tissamaharama	47500 - 48500	14500 - 15000	-	8250 - 8500	9000 - 9250	14000 - 14250	15000 - 15000	34500 - 36000	-	14000 - 14250
Meegoda (DEC)	45000 - 47000	11000 - 12000	-	7500 - 8000	7000 - 7500	13000 - 13500	14750 - 15000	38000 - 41500	35500 - 40000	15500 - 16000
Jaffna	47000 - 47500	-	-	8000 - 8500	8500 - 8600	-	-	34000 - 34600	-	-
Vavuniya	47500 - 49000	10000 - 11000	-	8000 - 8500	8000 - 8500	-	-	32500 - 35000	-	16500 - 17000
Mannar	40000 - 42500	11000 - 11500	-	7500 - 8000	8000 - 9000	-	-	32500 - 34000	-	-
Killinochchi	47000 - 49000	-	-	8500 - 9500	8000 - 9500	-	-	38000 - 39000	-	15000 - 15250
Mullattivu	47000 - 49000	-	-	8500 - 9500	9000 - 10500	-	-	36500 - 39000	-	14250 - 14250
Batticaloa	45000 - 47500	12000 - 12000	-	-	9000 - 9000	-	15500 - 15500	32500 - 34000	35000 - 35000	-
Trincomalee	-	-	-	-	-	-	-	-	-	-
Galenbindunuwewa	50000 - 52250	12250 - 17750	-	8000 - 9500	8250 - 9750	-	-	37750 - 43750	33750 - 40250	16400 - 17200
Matale	47500 - 50000	14000 - 15000	-	8000 - 9000	7500 - 8000	-	-	40000 - 43000	42500 - 45000	16000 - 17000

Table 05: Selected Markets: Retail Price of Subsidiary Food Crops (Rs/kg)

Week 12: 20 - 26 Mar 2026

LOCATIONS	Dried Chillies	Red Onion		Big Onion	Potato			Pulses		
	Imported	Imported	Local		Imported	Welimada	Nuwara Eliya	Green Gram	Cowpea	Red Dhal
Colombo	1000.00 - 1300.00	300.00 - 400.00	-	180.00 - 240.00	180.00 - 240.00	340.00 - 380.00	360.00 - 460.00	850.00 - 1000.00	850.00 - 1200.00	300.00 - 380.00
Gampaha	1100.00 - 1200.00	360.00 - 480.00	-	200.00 - 240.00	220.00 - 240.00	-	390.00 - 440.00	900.00 - 1000.00	790.00 - 1000.00	350.00 - 360.00
Kurunegala	1050.00 - 1150.00	300.00 - 400.00	-	200.00 - 220.00	200.00 - 230.00	-	-	900.00 - 1000.00	900.00 - 980.00	330.00 - 345.00
Nikaweratiya	980.00 - 1150.00	-	-	180.00 - 200.00	180.00 - 205.00	-	-	860.00 - 920.00	820.00 - 900.00	325.00 - 355.00
Dambulla	1000.00 - 1100.00	360.00 - 380.00	-	180.00 - 200.00	180.00 - 220.00	-	-	800.00 - 900.00	850.00 - 900.00	350.00 - 350.00
Anuradhapura	1000.00 - 1100.00	280.00 - 360.00	-	180.00 - 220.00	190.00 - 210.00	320.00 - 400.00	-	900.00 - 1000.00	850.00 - 1000.00	330.00 - 350.00
Thambuththegama	980.00 - 1100.00	320.00 - 380.00	-	180.00 - 220.00	200.00 - 220.00	-	-	900.00 - 1000.00	720.00 - 780.00	340.00 - 350.00
Polonnaruwa	950.00 - 1000.00	-	-	180.00 - 200.00	200.00 - 220.00	-	380.00 - 400.00	750.00 - 850.00	800.00 - 900.00	320.00 - 330.00
Kaluthara	980.00 - 1100.00	300.00 - 400.00	-	200.00 - 250.00	200.00 - 240.00	300.00 - 350.00	440.00 - 440.00	820.00 - 1000.00	800.00 - 960.00	320.00 - 360.00
Badulla	1100.00 - 1300.00	320.00 - 320.00	300.00 - 320.00	240.00 - 240.00	200.00 - 240.00	360.00 - 400.00	400.00 - 400.00	900.00 - 900.00	900.00 - 900.00	340.00 - 340.00
Keppetipola	1100.00 - 1200.00	300.00 - 320.00	-	190.00 - 210.00	200.00 - 210.00	300.00 - 320.00	-	850.00 - 900.00	880.00 - 900.00	290.00 - 310.00
Moneragala	1000.00 - 1100.00	300.00 - 360.00	-	200.00 - 220.00	200.00 - 240.00	320.00 - 360.00	-	900.00 - 1000.00	800.00 - 900.00	320.00 - 350.00
Kegalle	1040.00 - 1100.00	280.00 - 300.00	-	200.00 - 220.00	180.00 - 200.00	300.00 - 300.00	-	800.00 - 840.00	840.00 - 960.00	320.00 - 340.00
Ampara	1050.00 - 1100.00	320.00 - 350.00	-	195.00 - 220.00	185.00 - 200.00	300.00 - 340.00	-	850.00 - 950.00	800.00 - 855.00	335.00 - 370.00
Dehiattakandiya	1000.00 - 1200.00	300.00 - 400.00	-	190.00 - 200.00	200.00 - 200.00	-	-	680.00 - 850.00	800.00 - 950.00	320.00 - 370.00
Nuwaraeliya	1150.00 - 1250.00	320.00 - 330.00	-	210.00 - 220.00	210.00 - 230.00	-	350.00 - 360.00	860.00 - 900.00	900.00 - 920.00	310.00 - 330.00
Kandy	1000.00 - 1100.00	360.00 - 400.00	-	200.00 - 240.00	200.00 - 240.00	340.00 - 360.00	380.00 - 400.00	850.00 - 900.00	960.00 - 1000.00	340.00 - 350.00
Puttalam	900.00 - 1000.00	-	320.00 - 360.00	200.00 - 240.00	220.00 - 240.00	-	-	750.00 - 850.00	950.00 - 1050.00	290.00 - 300.00
Rathnapura	1060.00 - 1200.00	280.00 - 320.00	-	190.00 - 210.00	190.00 - 230.00	340.00 - 360.00	-	800.00 - 850.00	800.00 - 850.00	310.00 - 330.00
Hambantota	-	-	-	-	-	-	-	-	-	-
Matara	980.00 - 1100.00	320.00 - 400.00	-	190.00 - 200.00	220.00 - 240.00	-	400.00 - 440.00	800.00 - 1000.00	800.00 - 900.00	320.00 - 370.00
Galle	-	-	-	-	-	-	-	-	-	-
Tissamaharama	1000.00 - 1080.00	340.00 - 360.00	-	190.00 - 200.00	220.00 - 240.00	340.00 - 350.00	-	750.00 - 800.00	-	290.00 - 310.00
Meegoda (DEC)	1000.00 - 1050.00	320.00 - 400.00	-	180.00 - 200.00	200.00 - 220.00	-	380.00 - 400.00	800.00 - 1000.00	800.00 - 1000.00	330.00 - 350.00
Embilipitiya	1050.00 - 1100.00	280.00 - 320.00	300.00 - 350.00	190.00 - 200.00	195.00 - 210.00	-	380.00 - 400.00	750.00 - 820.00	850.00 - 900.00	330.00 - 340.00
Jaffna	1080.00 - 1100.00	-	-	180.00 - 190.00	180.00 - 190.00	-	-	730.00 - 750.00	-	300.00 - 310.00
Vavuniya	1000.00 - 1100.00	-	-	180.00 - 200.00	185.00 - 200.00	-	-	760.00 - 800.00	-	348.00 - 355.00
Mannar	960.00 - 1000.00	-	-	180.00 - 200.00	200.00 - 220.00	-	-	700.00 - 720.00	-	-
Killinochchi	1000.00 - 1050.00	-	-	200.00 - 220.00	200.00 - 220.00	-	-	800.00 - 840.00	-	310.00 - 320.00
Mullaittivu	960.00 - 1000.00	-	-	-	190.00 - 220.00	-	-	750.00 - 800.00	-	280.00 - 290.00
Batticaloa	1000.00 - 1100.00	300.00 - 320.00	-	250.00 - 250.00	200.00 - 220.00	-	400.00 - 450.00	700.00 - 780.00	800.00 - 800.00	-
Trincomalee	950.00 - 1000.00	-	300.00 - 340.00	190.00 - 200.00	190.00 - 200.00	-	-	750.00 - 800.00	900.00 - 950.00	300.00 - 310.00
Hanguranketha	1000.00 - 1050.00	-	320.00 - 375.00	180.00 - 200.00	185.00 - 200.00	300.00 - 340.00	-	779.00 - 900.00	760.00 - 850.00	320.00 - 350.00
Veyangoda	1000.00 - 1100.00	360.00 - 400.00	-	200.00 - 240.00	200.00 - 240.00	360.00 - 360.00	360.00 - 400.00	800.00 - 1000.00	800.00 - 1000.00	300.00 - 340.00
Galenbindunuwewa	1030.00 - 1075.00	300.00 - 375.00	-	180.00 - 210.00	180.00 - 210.00	-	-	780.00 - 900.00	700.00 - 830.00	335.00 - 350.00
Bandarawela	1000.00 - 1100.00	320.00 - 360.00	-	180.00 - 200.00	180.00 - 200.00	280.00 - 320.00	-	800.00 - 1000.00	900.00 - 1000.00	300.00 - 320.00
Matale	1060.00 - 1100.00	340.00 - 360.00	-	200.00 - 240.00	180.00 - 200.00	320.00 - 360.00	-	900.00 - 960.00	800.00 - 880.00	360.00 - 380.00

Table 06: Selected Markets: Wholesale Price of Vegetables(Rs/kg)

Week 12: 20 - 26 Mar 2026

Locations	Butter Beans	Green Beans	Carrot	Leeks	Beetroot	Knolkhol
Colombo	-	250.00 - 400.00	260.00 - 350.00	150.00 - 170.00	50.00 - 120.00	120.00 - 150.00
Meegoda (DEC)	-	300.00 - 350.00	280.00 - 370.00	180.00 - 210.00	70.00 - 90.00	120.00 - 170.00
Dambulla (DEC)	-	200.00 - 250.00	200.00 - 330.00	150.00 - 200.00	40.00 - 60.00	80.00 - 120.00
Keppetipola (DEC)	-	290.00 - 310.00	280.00 - 300.00	130.00 - 140.00	80.00 - 100.00	80.00 - 100.00
Norochchole (DEC)	-	280.00 - 300.00	350.00 - 380.00	250.00 - 270.00	70.00 - 120.00	150.00 - 180.00
Nuwara Eliya	-	320.00 - 340.00	330.00 - 350.00	180.00 - 190.00	100.00 - 110.00	90.00 - 100.00
Kandy	-	230.00 - 250.00	300.00 - 330.00	180.00 - 200.00	70.00 - 80.00	120.00 - 130.00
Hambantota	-	-	-	-	-	-
Thambuththegama (DEC)	-	260.00 - 320.00	320.00 - 370.00	180.00 - 220.00	70.00 - 90.00	-
Jaffna	-	-	-	-	-	-
Bandarawela	-	260.00 - 280.00	250.00 - 300.00	160.00 - 180.00	100.00 - 120.00	100.00 - 110.00
Veyangoda	-	300.00 - 350.00	300.00 - 350.00	170.00 - 200.00	70.00 - 80.00	120.00 - 160.00

Locations	Raddish	Cabbage	Tomato	Ladies Fingers	Brinjal	Capsicum
Colombo	40.00 - 70.00	80.00 - 120.00	60.00 - 100.00	70.00 - 100.00	120.00 - 350.00	120.00 - 200.00
Meegoda (DEC)	70.00 - 90.00	110.00 - 160.00	70.00 - 90.00	100.00 - 130.00	160.00 - 190.00	150.00 - 180.00
Moneragala	80.00 - 100.00	100.00 - 140.00	80.00 - 100.00	130.00 - 150.00	200.00 - 260.00	250.00 - 260.00
Dambulla (DEC)	30.00 - 40.00	80.00 - 120.00	40.00 - 60.00	70.00 - 90.00	120.00 - 160.00	100.00 - 150.00
Keppetipola (DEC)	30.00 - 40.00	80.00 - 90.00	50.00 - 60.00	90.00 - 100.00	160.00 - 200.00	220.00 - 250.00
Norochchole (DEC)	30.00 - 50.00	60.00 - 80.00	40.00 - 60.00	50.00 - 60.00	90.00 - 130.00	90.00 - 130.00
Nuwara Eliya	35.00 - 45.00	110.00 - 130.00	70.00 - 90.00	110.00 - 120.00	210.00 - 230.00	250.00 - 280.00
Kandy	50.00 - 60.00	100.00 - 120.00	80.00 - 100.00	90.00 - 100.00	170.00 - 200.00	170.00 - 200.00
Hambantota	-	-	-	-	-	-
Thambuththegama (DEC)	60.00 - 100.00	90.00 - 120.00	20.00 - 30.00	90.00 - 110.00	120.00 - 160.00	130.00 - 160.00
Tissamaharama	-	160.00 - 180.00	80.00 - 100.00	140.00 - 150.00	180.00 - 200.00	280.00 - 300.00
Jaffna	-	-	-	-	-	-
Bandarawela	30.00 - 40.00	80.00 - 110.00	50.00 - 70.00	100.00 - 110.00	200.00 - 220.00	250.00 - 270.00
Veyangoda	50.00 - 70.00	100.00 - 140.00	60.00 - 70.00	80.00 - 120.00	140.00 - 180.00	120.00 - 160.00

Locations	Pumpkin	Cucumber	Bitter Gourd	Snake Gourd	Drumstick	Luffa
Colombo	100.00 - 130.00	50.00 - 80.00	120.00 - 150.00	100.00 - 120.00	-	150.00 - 180.00
Meegoda (DEC)	110.00 - 120.00	60.00 - 80.00	130.00 - 180.00	130.00 - 150.00	-	120.00 - 170.00
Moneragala	120.00 - 150.00	70.00 - 80.00	140.00 - 160.00	100.00 - 120.00	-	100.00 - 120.00
Dambulla (DEC)	80.00 - 100.00	40.00 - 60.00	90.00 - 150.00	40.00 - 60.00	-	100.00 - 110.00
Keppetipola (DEC)	100.00 - 120.00	70.00 - 80.00	130.00 - 140.00	100.00 - 120.00	-	140.00 - 150.00
Norochchole (DEC)	-	40.00 - 60.00	100.00 - 180.00	30.00 - 50.00	-	70.00 - 90.00
Nuwara Eliya	120.00 - 130.00	70.00 - 90.00	150.00 - 160.00	120.00 - 130.00	-	150.00 - 160.00
Kandy	110.00 - 120.00	80.00 - 90.00	130.00 - 150.00	90.00 - 100.00	-	150.00 - 160.00
Hambantota	-	-	-	-	-	-
Thambuththegama (DEC)	80.00 - 100.00	30.00 - 45.00	90.00 - 120.00	60.00 - 80.00	-	80.00 - 120.00
Tissamaharama	140.00 - 160.00	80.00 - 100.00	-	160.00 - 180.00	-	200.00 - 220.00
Jaffna	-	-	-	-	-	-
Bandarawela	110.00 - 120.00	70.00 - 80.00	140.00 - 150.00	110.00 - 130.00	-	120.00 - 150.00
Veyangoda	100.00 - 120.00	70.00 - 80.00	120.00 - 160.00	100.00 - 120.00	-	120.00 - 160.00

Table 06 (Contd.)

	Long Beans	Ash Plantain	Green Chillies	Lime	Sweet Potatoe	Manioc
Colombo	70.00 - 100.00	100.00 - 160.00	200.00 - 350.00	50.00 - 100.00	120.00 - 150.00	100.00 - 140.00
Meegoda (DEC)	80.00 - 120.00	150.00 - 170.00	350.00 - 400.00	130.00 - 150.00	100.00 - 120.00	100.00 - 110.00
Moneragala	80.00 - 100.00	60.00 - 80.00	300.00 - 400.00	80.00 - 100.00	160.00 - 180.00	80.00 - 100.00
Dambulla (DEC)	50.00 - 80.00	90.00 - 120.00	280.00 - 330.00	80.00 - 110.00	90.00 - 120.00	100.00 - 130.00
Keppetipola (DEC)	90.00 - 100.00	120.00 - 130.00	250.00 - 280.00	90.00 - 100.00	140.00 - 150.00	100.00 - 110.00
Norochchole (DEC)	40.00 - 50.00	-	250.00 - 250.00	100.00 - 100.00	-	130.00 - 150.00
Nuwara Eliya	110.00 - 120.00	130.00 - 140.00	300.00 - 320.00	100.00 - 120.00	150.00 - 160.00	110.00 - 120.00
Kandy	90.00 - 120.00	130.00 - 160.00	330.00 - 350.00	70.00 - 80.00	140.00 - 160.00	100.00 - 110.00
Hambantota	-	-	-	-	-	-
Thambuththegama (DEC)	80.00 - 100.00	80.00 - 120.00	300.00 - 350.00	80.00 - 100.00	120.00 - 140.00	100.00 - 115.00
Tissamaharama	120.00 - 140.00	140.00 - 150.00	400.00 - 420.00	140.00 - 150.00	180.00 - 200.00	160.00 - 180.00
Jaffna	-	-	-	-	-	-
Bandarawela	100.00 - 120.00	120.00 - 130.00	280.00 - 300.00	70.00 - 100.00	130.00 - 160.00	-
Veyangoda	80.00 - 100.00	130.00 - 160.00	280.00 - 340.00	110.00 - 130.00	120.00 - 140.00	90.00 - 110.00

Locations	Leafy Vegetables (Rs/bundle)			Coconut (Rs/nut)	
	Mukunuwenna	Kankun	Gotukola	Large	Small
Colombo	35.00 - 45.00	35.00 - 45.00	200.00 - 250.00	155.00 - 165.00	135.00 - 145.00
Meegoda (DEC)	-	-	-	150.00 - 160.00	125.00 - 130.00
Norochchole (DEC)	40.00 - 40.00	40.00 - 40.00	-	140.00 - 150.00	120.00 - 135.00
Nuwara Eliya	-	-	-	-	-
Dambulla (DEC)	30.00 - 35.00	30.00 - 40.00	125.00 - 150.00	110.00 - 120.00	80.00 - 100.00
Kandy	50.00 - 60.00	50.00 - 60.00	280.00 - 300.00	130.00 - 145.00	80.00 - 100.00
Hambantota	-	-	-	-	-
Thambuththegama (DEC)	-	-	-	-	-
Tissamaharama	30.00 - 35.00	30.00 - 35.00	-	-	-
Jaffna	-	-	-	-	-
Bandarawela	-	-	-	-	-
Veyangoda	-	-	-	-	-

Colombo, Meegoda, Norochchole, Jaffna, Dambulla and Kandy - Gotukola Price Rs/Kg

Table 07: Selected Markets: Retail Price of Vegetables (Rs/kg)

Week 12: 20 - 26 Mar 2026

LOCATIONS	Up Country Varieties																
	Butter Beans		Green Beans		Carrot		Leeks		Beetroot		Knol Khol		Raddish		Cabbage		Tomato
Colombo	-	300.00 - 480.00	320.00 - 480.00	230.00 - 480.00	160.00 - 320.00	220.00 - 400.00	140.00 - 320.00	160.00 - 320.00	150.00 - 280.00								
Gampaha	-	380.00 - 420.00	360.00 - 400.00	320.00 - 400.00	240.00 - 320.00	280.00 - 400.00	120.00 - 200.00	320.00 - 400.00	120.00 - 200.00								
Kurunegala	-	360.00 - 400.00	450.00 - 500.00	350.00 - 400.00	240.00 - 300.00	250.00 - 320.00	100.00 - 150.00	260.00 - 300.00	160.00 - 200.00								
Nikaweratiya	-	400.00 - 480.00	400.00 - 520.00	350.00 - 480.00	160.00 - 240.00	240.00 - 320.00	100.00 - 140.00	240.00 - 350.00	160.00 - 240.00								
Dambulla	-	360.00 - 400.00	360.00 - 400.00	380.00 - 400.00	160.00 - 200.00	200.00 - 260.00	160.00 - 180.00	260.00 - 280.00	160.00 - 180.00								
Anuradhapura	-	360.00 - 400.00	440.00 - 480.00	320.00 - 400.00	200.00 - 240.00	240.00 - 260.00	120.00 - 160.00	200.00 - 240.00	160.00 - 200.00								
Thambuththegama	-	400.00 - 500.00	450.00 - 480.00	280.00 - 320.00	120.00 - 180.00	-	120.00 - 160.00	180.00 - 240.00	80.00 - 100.00								
Polonnaruwa	-	360.00 - 400.00	420.00 - 520.00	300.00 - 360.00	160.00 - 200.00	200.00 - 280.00	80.00 - 120.00	240.00 - 280.00	150.00 - 200.00								
Kaluthara	-	380.00 - 400.00	360.00 - 400.00	300.00 - 400.00	160.00 - 200.00	180.00 - 240.00	150.00 - 200.00	200.00 - 280.00	180.00 - 200.00								
Badulla	-	320.00 - 320.00	320.00 - 400.00	280.00 - 320.00	300.00 - 320.00	240.00 - 320.00	160.00 - 200.00	240.00 - 240.00	160.00 - 160.00								
Keppetipola	-	350.00 - 370.00	340.00 - 360.00	200.00 - 220.00	150.00 - 160.00	140.00 - 150.00	80.00 - 100.00	150.00 - 160.00	100.00 - 130.00								
Moneragala	-	280.00 - 320.00	280.00 - 320.00	260.00 - 320.00	200.00 - 240.00	-	140.00 - 160.00	200.00 - 240.00	160.00 - 200.00								
Kegalle	-	450.00 - 480.00	460.00 - 520.00	360.00 - 400.00	160.00 - 200.00	280.00 - 320.00	250.00 - 280.00	280.00 - 320.00	200.00 - 230.00								
Ampara	-	320.00 - 400.00	400.00 - 460.00	320.00 - 340.00	160.00 - 200.00	240.00 - 280.00	140.00 - 220.00	240.00 - 280.00	180.00 - 240.00								
Dehiattakandiya	-	360.00 - 400.00	400.00 - 520.00	280.00 - 320.00	160.00 - 200.00	240.00 - 300.00	160.00 - 200.00	240.00 - 260.00	180.00 - 240.00								
Nuwaraeliya	-	420.00 - 450.00	440.00 - 460.00	280.00 - 300.00	210.00 - 230.00	220.00 - 240.00	100.00 - 120.00	200.00 - 220.00	220.00 - 250.00								
Kandy	-	320.00 - 360.00	450.00 - 480.00	240.00 - 300.00	160.00 - 200.00	200.00 - 240.00	160.00 - 180.00	200.00 - 240.00	150.00 - 200.00								
Puttalam	-	360.00 - 480.00	480.00 - 520.00	360.00 - 400.00	200.00 - 240.00	300.00 - 360.00	160.00 - 200.00	240.00 - 300.00	200.00 - 280.00								
Hambantota	-	-	-	-	-	-	-	-	-								
Rathnapura	-	300.00 - 350.00	350.00 - 400.00	280.00 - 350.00	150.00 - 210.00	240.00 - 280.00	100.00 - 150.00	200.00 - 280.00	150.00 - 220.00								
Matara	-	280.00 - 440.00	380.00 - 400.00	280.00 - 340.00	140.00 - 160.00	180.00 - 200.00	120.00 - 160.00	200.00 - 320.00	100.00 - 140.00								
Galle	-	-	-	-	-	-	-	-	-								
Tissamaharama	-	350.00 - 380.00	360.00 - 380.00	260.00 - 280.00	180.00 - 200.00	260.00 - 280.00	180.00 - 200.00	200.00 - 230.00	120.00 - 140.00								
Meegoda (DEC)	-	400.00 - 480.00	400.00 - 480.00	360.00 - 400.00	160.00 - 200.00	300.00 - 360.00	160.00 - 240.00	240.00 - 320.00	200.00 - 240.00								
Embilipitiya	-	320.00 - 400.00	400.00 - 480.00	280.00 - 320.00	200.00 - 280.00	240.00 - 280.00	120.00 - 140.00	280.00 - 320.00	80.00 - 120.00								
Jaffna	-	380.00 - 400.00	400.00 - 450.00	300.00 - 350.00	140.00 - 150.00	-	140.00 - 150.00	200.00 - 240.00	110.00 - 130.00								
Vavuniya	-	350.00 - 400.00	400.00 - 450.00	300.00 - 400.00	140.00 - 150.00	200.00 - 250.00	100.00 - 150.00	150.00 - 200.00	100.00 - 140.00								
Mannar	-	480.00 - 500.00	430.00 - 450.00	350.00 - 400.00	200.00 - 220.00	-	200.00 - 220.00	300.00 - 320.00	230.00 - 250.00								
Killinochchi	-	360.00 - 400.00	440.00 - 460.00	340.00 - 360.00	180.00 - 200.00	-	140.00 - 160.00	200.00 - 230.00	100.00 - 130.00								
Mullaittivu	-	400.00 - 450.00	450.00 - 500.00	350.00 - 380.00	180.00 - 220.00	-	150.00 - 180.00	190.00 - 240.00	140.00 - 180.00								
Batticaloa	-	350.00 - 400.00	-	320.00 - 350.00	200.00 - 200.00	200.00 - 220.00	200.00 - 220.00	320.00 - 330.00	150.00 - 150.00								
Trincomalee	-	450.00 - 480.00	500.00 - 550.00	360.00 - 400.00	240.00 - 260.00	260.00 - 280.00	200.00 - 220.00	260.00 - 280.00	200.00 - 240.00								
Hanguranketha	-	300.00 - 320.00	360.00 - 400.00	210.00 - 240.00	120.00 - 150.00	160.00 - 200.00	60.00 - 80.00	160.00 - 200.00	140.00 - 150.00								
Veyangoda	-	440.00 - 520.00	400.00 - 480.00	280.00 - 320.00	160.00 - 200.00	240.00 - 280.00	160.00 - 200.00	240.00 - 280.00	240.00 - 280.00								
Galenbindunuwewa	-	400.00 - 480.00	380.00 - 450.00	380.00 - 440.00	140.00 - 180.00	160.00 - 240.00	120.00 - 160.00	240.00 - 320.00	160.00 - 240.00								
Bandarawela	-	340.00 - 400.00	340.00 - 380.00	240.00 - 260.00	220.00 - 240.00	200.00 - 240.00	100.00 - 120.00	200.00 - 230.00	150.00 - 200.00								
Matale	-	480.00 - 520.00	400.00 - 520.00	360.00 - 400.00	160.00 - 200.00	240.00 - 320.00	160.00 - 200.00	200.00 - 240.00	160.00 - 200.00								

Table 07 (Contd.)

LOCATIONS	Low Country Varieties										
	Ladies Fingers	Brinjal	Capsicum	Pumpkin	Cucumber	Bitter Gourd	Snake Gourd	Drumstick	Luffa	Long Beans	
Colombo	150.00 - 320.00	300.00 - 400.00	300.00 - 400.00	160.00 - 280.00	120.00 - 240.00	200.00 - 400.00	160.00 - 320.00	-	240.00 - 320.00	120.00 - 320.00	
Gampaha	200.00 - 300.00	320.00 - 400.00	280.00 - 320.00	200.00 - 240.00	120.00 - 200.00	300.00 - 360.00	280.00 - 300.00	-	240.00 - 320.00	200.00 - 280.00	
Kurunegala	180.00 - 200.00	320.00 - 360.00	300.00 - 350.00	200.00 - 220.00	100.00 - 140.00	300.00 - 400.00	200.00 - 240.00	-	240.00 - 280.00	220.00 - 280.00	
Nikaweratiya	120.00 - 220.00	240.00 - 320.00	240.00 - 350.00	200.00 - 260.00	100.00 - 150.00	240.00 - 320.00	120.00 - 180.00	-	200.00 - 320.00	160.00 - 240.00	
Dambulla	180.00 - 200.00	360.00 - 400.00	360.00 - 400.00	180.00 - 200.00	120.00 - 140.00	360.00 - 400.00	180.00 - 240.00	-	200.00 - 240.00	200.00 - 240.00	
Anuradhapura	180.00 - 220.00	260.00 - 320.00	320.00 - 400.00	180.00 - 200.00	100.00 - 160.00	240.00 - 280.00	160.00 - 200.00	-	200.00 - 240.00	160.00 - 200.00	
Thambuththegama	150.00 - 200.00	220.00 - 280.00	250.00 - 320.00	160.00 - 220.00	80.00 - 120.00	160.00 - 220.00	120.00 - 180.00	-	180.00 - 250.00	150.00 - 200.00	
Polonnaruwa	200.00 - 280.00	360.00 - 400.00	380.00 - 480.00	150.00 - 200.00	60.00 - 100.00	300.00 - 350.00	200.00 - 240.00	-	200.00 - 240.00	120.00 - 200.00	
Kaluthara	200.00 - 240.00	280.00 - 320.00	320.00 - 400.00	180.00 - 240.00	140.00 - 180.00	300.00 - 340.00	240.00 - 300.00	-	240.00 - 300.00	200.00 - 240.00	
Badulla	240.00 - 240.00	240.00 - 320.00	320.00 - 480.00	160.00 - 240.00	160.00 - 160.00	320.00 - 320.00	240.00 - 320.00	-	240.00 - 320.00	240.00 - 300.00	
Keppetipola	170.00 - 180.00	240.00 - 260.00	320.00 - 360.00	150.00 - 160.00	140.00 - 150.00	200.00 - 230.00	180.00 - 200.00	-	220.00 - 230.00	170.00 - 200.00	
Moneragala	200.00 - 260.00	260.00 - 320.00	320.00 - 400.00	160.00 - 200.00	100.00 - 160.00	200.00 - 260.00	160.00 - 200.00	-	200.00 - 240.00	160.00 - 200.00	
Kegalle	240.00 - 280.00	320.00 - 360.00	360.00 - 400.00	240.00 - 280.00	120.00 - 160.00	360.00 - 400.00	160.00 - 200.00	-	200.00 - 240.00	240.00 - 280.00	
Ampara	200.00 - 280.00	240.00 - 320.00	360.00 - 400.00	160.00 - 220.00	100.00 - 140.00	300.00 - 360.00	260.00 - 300.00	-	200.00 - 320.00	280.00 - 300.00	
Dehiattakandiya	200.00 - 240.00	180.00 - 240.00	300.00 - 400.00	140.00 - 200.00	140.00 - 180.00	300.00 - 340.00	280.00 - 320.00	-	280.00 - 360.00	140.00 - 200.00	
Nuwaraeliya	220.00 - 240.00	320.00 - 340.00	350.00 - 360.00	220.00 - 240.00	150.00 - 160.00	250.00 - 260.00	220.00 - 240.00	-	250.00 - 260.00	220.00 - 240.00	
Kandy	160.00 - 200.00	280.00 - 300.00	260.00 - 300.00	200.00 - 240.00	160.00 - 180.00	240.00 - 260.00	160.00 - 180.00	-	240.00 - 260.00	240.00 - 260.00	
Puttalam	180.00 - 200.00	280.00 - 350.00	360.00 - 400.00	200.00 - 240.00	180.00 - 240.00	320.00 - 400.00	180.00 - 240.00	-	300.00 - 400.00	200.00 - 240.00	
Rathnapura	120.00 - 200.00	320.00 - 400.00	350.00 - 440.00	180.00 - 240.00	100.00 - 150.00	350.00 - 420.00	200.00 - 260.00	-	280.00 - 350.00	180.00 - 210.00	
Hambantota	-	-	-	-	-	-	-	-	-	-	
Matara	200.00 - 220.00	240.00 - 360.00	240.00 - 360.00	160.00 - 200.00	100.00 - 150.00	280.00 - 320.00	200.00 - 220.00	-	200.00 - 260.00	180.00 - 200.00	
Galle	-	-	-	-	-	-	-	-	-	-	
Tissamaharama	180.00 - 200.00	220.00 - 250.00	340.00 - 350.00	180.00 - 200.00	120.00 - 140.00	280.00 - 300.00	200.00 - 220.00	-	240.00 - 260.00	170.00 - 180.00	
Meegoda (DEC)	200.00 - 280.00	360.00 - 400.00	300.00 - 400.00	200.00 - 240.00	160.00 - 200.00	280.00 - 400.00	300.00 - 320.00	-	280.00 - 360.00	200.00 - 240.00	
Embilipitiya	160.00 - 200.00	280.00 - 320.00	300.00 - 400.00	240.00 - 260.00	80.00 - 100.00	320.00 - 400.00	200.00 - 240.00	-	280.00 - 320.00	160.00 - 200.00	
Jaffna	200.00 - 250.00	190.00 - 210.00	300.00 - 310.00	100.00 - 120.00	100.00 - 120.00	350.00 - 400.00	200.00 - 230.00	-	-	200.00 - 250.00	
Vavuniya	200.00 - 250.00	150.00 - 200.00	200.00 - 300.00	100.00 - 140.00	100.00 - 140.00	200.00 - 300.00	150.00 - 200.00	-	150.00 - 200.00	200.00 - 250.00	
Mannar	-	400.00 - 400.00	300.00 - 350.00	160.00 - 180.00	180.00 - 200.00	450.00 - 500.00	350.00 - 360.00	-	-	200.00 - 230.00	
Killinochchi	200.00 - 240.00	280.00 - 320.00	340.00 - 360.00	140.00 - 160.00	80.00 - 100.00	380.00 - 420.00	180.00 - 200.00	-	-	200.00 - 230.00	
Mullaittivu	-	300.00 - 350.00	300.00 - 350.00	140.00 - 160.00	140.00 - 160.00	480.00 - 520.00	200.00 - 250.00	-	-	200.00 - 240.00	
Batticaloa	-	400.00 - 400.00	400.00 - 400.00	160.00 - 200.00	250.00 - 280.00	400.00 - 400.00	320.00 - 350.00	-	200.00 - 200.00	-	
Trincomalee	-	300.00 - 350.00	350.00 - 400.00	200.00 - 220.00	220.00 - 240.00	500.00 - 540.00	280.00 - 300.00	-	300.00 - 320.00	300.00 - 320.00	
Hanguranketha	160.00 200.00	240.00 260.00	260.00 310.00	160.00 180.00	140.00 160.00	200.00 250.00	150.00 200.00	-	200.00 220.00	140.00 180.00	
Veyangoda	240.00 - 280.00	240.00 - 320.00	240.00 - 320.00	200.00 - 240.00	140.00 - 200.00	240.00 - 320.00	200.00 - 280.00	-	240.00 - 280.00	200.00 - 280.00	
Galenbindunuwewa	140.00 - 180.00	240.00 - 320.00	320.00 - 400.00	200.00 - 240.00	120.00 - 160.00	280.00 - 340.00	140.00 - 180.00	-	140.00 - 160.00	140.00 - 200.00	
Bandarawela	160.00 - 180.00	280.00 - 320.00	360.00 - 420.00	160.00 - 200.00	100.00 - 130.00	240.00 - 300.00	220.00 - 240.00	-	220.00 - 240.00	200.00 - 220.00	
Matale	220.00 - 240.00	320.00 - 400.00	320.00 - 400.00	200.00 - 240.00	120.00 - 200.00	240.00 - 320.00	200.00 - 240.00	-	200.00 - 240.00	200.00 - 240.00	

Table 07 (Contd.)

LOCATIONS	Low Country Varieties					Leafy Vegetable			Coconut (Rs/nut)	
	Ash Plantain	Green Chillies	Lime	Sweet Potato	Manioc	Mukunuwenna	Kankun	Gotukola	Large	Small
Colombo	200.00 - 320.00	350.00 - 600.00	100.00 - 320.00	200.00 - 320.00	150.00 - 250.00	60.00 - 100.00	60.00 - 100.00	100.00 - 280.00	175.00 - 200.00	150.00 - 170.00
Gampaha	200.00 - 300.00	400.00 - 600.00	280.00 - 400.00	280.00 - 320.00	180.00 - 200.00	70.00 - 80.00	70.00 - 80.00	50.00 - 60.00	150.00 - 160.00	100.00 - 140.00
Kurunegala	240.00 - 280.00	500.00 - 600.00	180.00 - 240.00	240.00 - 280.00	180.00 - 200.00	60.00 - 70.00	60.00 - 70.00	50.00 - 60.00	150.00 - 160.00	120.00 - 135.00
Nikaweratiya	240.00 - 280.00	300.00 - 430.00	120.00 - 180.00	200.00 - 260.00	160.00 - 200.00	50.00 - 60.00	50.00 - 60.00	150.00 - 160.00	110.00 - 130.00	80.00 - 100.00
Dambulla	260.00 - 280.00	550.00 - 600.00	200.00 - 300.00	240.00 - 280.00	200.00 - 240.00	60.00 - 80.00	60.00 - 80.00	60.00 - 60.00	150.00 - 160.00	100.00 - 120.00
Anuradhapura	200.00 - 240.00	500.00 - 600.00	200.00 - 250.00	240.00 - 280.00	180.00 - 240.00	50.00 - 60.00	50.00 - 60.00	50.00 - 60.00	130.00 - 150.00	100.00 - 120.00
Thambuththegama	160.00 - 220.00	450.00 - 500.00	180.00 - 200.00	200.00 - 240.00	150.00 - 200.00	-	-	-	100.00 - 105.00	70.00 - 80.00
Polonnaruwa	220.00 - 250.00	400.00 - 500.00	200.00 - 300.00	180.00 - 240.00	240.00 - 260.00	50.00 - 50.00	50.00 - 50.00	50.00 - 50.00	150.00 - 160.00	100.00 - 130.00
Kaluthara	180.00 - 280.00	500.00 - 600.00	150.00 - 200.00	260.00 - 300.00	160.00 - 200.00	70.00 - 80.00	80.00 - 80.00	100.00 - 120.00	200.00 - 220.00	160.00 - 180.00
Badulla	240.00 - 300.00	500.00 - 600.00	200.00 - 200.00	240.00 - 320.00	160.00 - 200.00	80.00 - 100.00	80.00 - 100.00	100.00 - 100.00	150.00 - 180.00	110.00 - 130.00
Keppetipola	180.00 - 220.00	350.00 - 420.00	230.00 - 250.00	160.00 - 170.00	130.00 - 150.00	60.00 - 70.00	60.00 - 70.00	80.00 - 100.00	140.00 - 160.00	120.00 - 140.00
Moneragala	160.00 - 200.00	500.00 - 600.00	140.00 - 180.00	240.00 - 260.00	120.00 - 140.00	50.00 - 60.00	50.00 - 60.00	50.00 - 70.00	130.00 - 150.00	100.00 - 120.00
Kegalle	240.00 - 280.00	540.00 - 600.00	350.00 - 400.00	280.00 - 320.00	180.00 - 200.00	90.00 - 90.00	80.00 - 80.00	50.00 - 50.00	160.00 - 180.00	140.00 - 150.00
Ampara	240.00 - 280.00	400.00 - 480.00	120.00 - 200.00	240.00 - 280.00	140.00 - 160.00	60.00 - 70.00	60.00 - 70.00	60.00 - 70.00	160.00 - 180.00	120.00 - 140.00
Dehiattakandiya	200.00 - 240.00	400.00 - 600.00	150.00 - 200.00	160.00 - 200.00	150.00 - 160.00	50.00 - 50.00	50.00 - 50.00	50.00 - 50.00	120.00 - 130.00	100.00 - 110.00
Nuwareliya	220.00 - 240.00	450.00 - 550.00	260.00 - 280.00	300.00 - 320.00	240.00 - 250.00	70.00 - 80.00	70.00 - 80.00	80.00 - 90.00	150.00 - 170.00	130.00 - 140.00
Kandy	200.00 - 240.00	500.00 - 600.00	160.00 - 200.00	200.00 - 240.00	150.00 - 180.00	70.00 - 80.00	70.00 - 80.00	50.00 - 60.00	150.00 - 170.00	100.00 - 130.00
Puttalam	180.00 - 240.00	400.00 - 480.00	160.00 - 200.00	300.00 - 350.00	200.00 - 250.00	50.00 - 60.00	60.00 - 60.00	50.00 - 60.00	160.00 - 170.00	140.00 - 150.00
Rathnapura	200.00 - 250.00	450.00 - 500.00	150.00 - 200.00	200.00 - 250.00	120.00 - 160.00	80.00 - 80.00	80.00 - 80.00	100.00 - 100.00	175.00 - 200.00	130.00 - 160.00
Hambanthota	-	-	-	-	-	-	-	-	-	-
Matara	180.00 - 240.00	580.00 - 600.00	200.00 - 240.00	240.00 - 320.00	150.00 - 170.00	50.00 - 60.00	50.00 - 60.00	90.00 - 100.00	180.00 - 200.00	140.00 - 160.00
Galle	-	-	-	-	-	-	-	-	-	-
Tissamaharama	170.00 - 180.00	450.00 - 470.00	180.00 - 200.00	220.00 - 240.00	200.00 - 220.00	40.00 - 45.00	40.00 - 45.00	70.00 - 80.00	170.00 - 180.00	130.00 - 140.00
Meegoda (DEC)	280.00 - 320.00	560.00 - 600.00	240.00 - 300.00	200.00 - 280.00	180.00 - 200.00	80.00 - 80.00	80.00 - 80.00	120.00 - 120.00	160.00 - 180.00	140.00 - 150.00
Embilipitiya	140.00 - 160.00	480.00 - 600.00	160.00 - 200.00	240.00 - 280.00	140.00 - 160.00	50.00 - 80.00	50.00 - 70.00	80.00 - 100.00	140.00 - 170.00	100.00 - 130.00
Jaffna	130.00 - 200.00	400.00 - 450.00	180.00 - 200.00	240.00 - 260.00	180.00 - 200.00	90.00 - 100.00	80.00 - 80.00	80.00 - 80.00	160.00 - 180.00	100.00 - 120.00
Vavuniya	150.00 - 200.00	400.00 - 450.00	100.00 - 150.00	150.00 - 200.00	150.00 - 200.00	50.00 - 60.00	50.00 - 60.00	70.00 - 80.00	150.00 - 180.00	100.00 - 120.00
Mannar	180.00 - 200.00	500.00 - 500.00	250.00 - 300.00	250.00 - 280.00	180.00 - 200.00	80.00 - 80.00	65.00 - 70.00	55.00 - 60.00	140.00 - 145.00	90.00 - 100.00
Killinochchi	170.00 - 200.00	440.00 - 460.00	100.00 - 130.00	200.00 - 230.00	170.00 - 200.00	65.00 - 70.00	50.00 - 60.00	60.00 - 70.00	140.00 - 160.00	60.00 - 80.00
Mullaittivu	140.00 - 160.00	480.00 - 520.00	180.00 - 220.00	220.00 - 250.00	180.00 - 220.00	80.00 - 80.00	70.00 - 70.00	50.00 - 50.00	140.00 - 150.00	85.00 - 95.00
Batticaloa	230.00 - 240.00	400.00 - 400.00	150.00 - 150.00	200.00 - 200.00	150.00 - 160.00	100.00 - 100.00	100.00 - 100.00	100.00 - 100.00	160.00 - 170.00	60.00 - 65.00
Trincomalee	220.00 240.00	460.00 500.00	160.00 200.00	240.00 250.00	200.00 220.00	75.00 80.00	70.00 75.00	50.00 55.00	150.00 160.00	100.00 110.00
Hanguranketha	210.00 - 250.00	400.00 - 450.00	180.00 - 220.00	220.00 - 250.00	-	50.00 - 50.00	45.00 - 50.00	50.00 - 50.00	130.00 - 155.00	110.00 - 120.00
Veyangoda	220.00 - 240.00	480.00 - 600.00	220.00 - 280.00	200.00 - 240.00	180.00 - 200.00	65.00 - 70.00	65.00 - 70.00	90.00 - 100.00	150.00 - 160.00	110.00 - 140.00
Galenbindunuwewa	180.00 - 240.00	560.00 - 620.00	240.00 - 300.00	200.00 - 240.00	180.00 - 200.00	50.00 - 60.00	50.00 - 60.00	60.00 - 60.00	125.00 - 140.00	100.00 - 115.00
Bandarawela	200.00 - 220.00	350.00 - 420.00	160.00 - 200.00	200.00 - 220.00	160.00 - 180.00	70.00 - 80.00	70.00 - 80.00	80.00 - 100.00	150.00 - 170.00	110.00 - 130.00
Matale	240.00 - 320.00	600.00 - 680.00	200.00 - 240.00	280.00 - 320.00	180.00 - 200.00	80.00 - 90.00	70.00 - 80.00	70.00 - 80.00	170.00 - 180.00	130.00 - 150.00

Table 08: Selected Markets: Retail Price of Fruits (Rs/each & Rs/kg)

Week 12: 20 - 26 Mar 2026

18

LOCATIONS	Banana					Pineapple			Mango	
	Ambul (Rs/kg)	Kolikuttu (Rs/kg)	Seeni (Rs/kg)	Anamalu	Ambun	Large	Medium	Small	Betti	Karthakolomban
Colombo	150.00 - 250.00	350.00 - 420.00	150.00 - 240.00	40.00 - 60.00	60.00 - 80.00	400.00 - 550.00	320.00 - 400.00	240.00 - 320.00	-	260.00 - 330.00
Gampaha	190.00 - 210.00	340.00 - 370.00	180.00 - 200.00	-	-	490.00 - 550.00	400.00 - 450.00	-	-	-
Kurunegala	180.00 - 200.00	350.00 - 370.00	180.00 - 200.00	42.00 - 45.00	70.00 - 80.00	480.00 - 500.00	-	-	-	-
Nikaweratiya	200.00 - 240.00	330.00 - 350.00	180.00 - 230.00	-	65.00 - 75.00	480.00 - 550.00	350.00 - 450.00	-	-	-
Dambulla	180.00 - 200.00	360.00 - 380.00	160.00 - 200.00	-	75.00 - 78.00	600.00 - 650.00	500.00 - 560.00	260.00 - 300.00	100.00 - 120.00	140.00 - 160.00
Anuradhapura	200.00 - 240.00	350.00 - 400.00	180.00 - 220.00	35.00 - 38.00	47.00 - 56.00	700.00 - 800.00	580.00 - 650.00	400.00 - 450.00	-	-
Thambuththegama	150.00 - 180.00	350.00 - 380.00	120.00 - 180.00	-	50.00 - 60.00	450.00 - 500.00	-	-	-	-
Polonnaruwa	250.00 - 250.00	350.00 - 450.00	200.00 - 200.00	-	80.00 - 90.00	600.00 - 600.00	550.00 - 550.00	450.00 - 500.00	-	250.00 - 267.00
Kaluthara	180.00 - 220.00	300.00 - 380.00	160.00 - 200.00	36.00 - 40.00	46.00 - 50.00	460.00 - 520.00	350.00 - 400.00	280.00 - 320.00	-	200.00 - 230.00
Badulla	150.00 - 200.00	300.00 - 400.00	120.00 - 150.00	35.00 - 42.00	60.00 - 70.00	400.00 - 500.00	250.00 - 350.00	150.00 - 200.00	-	166.00 - 200.00
Keppetipola	190.00 - 210.00	340.00 - 350.00	180.00 - 190.00	45.00 - 46.00	65.00 - 66.00	400.00 - 450.00	330.00 - 350.00	240.00 - 250.00	-	-
Moneragala	120.00 - 140.00	280.00 - 320.00	80.00 - 100.00	24.00 - 26.00	30.00 - 33.00	720.00 - 810.00	600.00 - 670.00	-	-	-
Kegalle	200.00 - 220.00	370.00 - 380.00	200.00 - 220.00	48.00 - 50.00	68.00 - 70.00	600.00 - 650.00	400.00 - 450.00	150.00 - 160.00	-	-
Ampara	160.00 - 170.00	330.00 - 350.00	130.00 - 140.00	40.00 - 43.00	53.00 - 58.00	530.00 - 550.00	-	-	-	-
Dehiattakandiya	200.00 - 230.00	380.00 - 400.00	180.00 - 200.00	-	45.00 - 56.00	700.00 - 800.00	400.00 - 520.00	200.00 - 300.00	-	-
Nuwaraeliya	200.00 - 220.00	340.00 - 360.00	190.00 - 200.00	46.00 - 48.00	66.00 - 70.00	450.00 - 460.00	340.00 - 350.00	240.00 - 260.00	-	-
Kandy	180.00 - 200.00	300.00 - 340.00	160.00 - 180.00	30.00 - 33.00	55.00 - 60.00	600.00 - 650.00	400.00 - 450.00	250.00 - 300.00	-	-
Puttalam	150.00 - 180.00	320.00 - 350.00	140.00 - 160.00	24.00 - 28.00	-	520.00 - 550.00	280.00 - 350.00	180.00 - 220.00	-	-
Rathnapura	110.00 - 150.00	250.00 - 350.00	100.00 - 130.00	33.00 - 36.00	50.00 - 58.00	490.00 - 560.00	350.00 - 400.00	280.00 - 320.00	-	200.00 - 300.00
Hambantota	-	-	-	-	-	-	-	-	-	-
Matara	150.00 - 180.00	300.00 - 320.00	130.00 - 150.00	25.00 - 27.00	37.00 - 39.00	650.00 - 700.00	600.00 - 630.00	340.00 - 400.00	-	200.00 - 230.00
Galle	-	-	-	-	-	-	-	-	-	-
Tissamaharama	100.00 - 130.00	260.00 - 280.00	130.00 - 150.00	-	-	440.00 - 460.00	340.00 - 360.00	270.00 - 280.00	-	-
Meegoda (DEC)	180.00 - 200.00	320.00 - 350.00	170.00 - 180.00	47.00 - 56.00	50.00 - 60.00	580.00 - 680.00	440.00 - 520.00	340.00 - 400.00	-	-
Embilipitiya	80.00 - 100.00	250.00 - 300.00	70.00 - 100.00	25.00 - 35.00	35.00 - 45.00	380.00 - 450.00	300.00 - 350.00	200.00 - 280.00	-	-
Jaffna	150.00 - 150.00	330.00 - 350.00	150.00 - 150.00	-	-	490.00 - 500.00	360.00 - 370.00	270.00 - 280.00	-	-
Vavuniya	120.00 - 150.00	300.00 - 340.00	140.00 - 160.00	35.00 - 38.00	42.00 - 45.00	550.00 - 650.00	500.00 - 550.00	350.00 - 450.00	-	-
Mannar	150.00 - 180.00	350.00 - 380.00	150.00 - 160.00	38.00 - 43.00	40.00 - 43.00	600.00 - 650.00	500.00 - 550.00	400.00 - 450.00	-	200.00 - 230.00
Killinochchi	160.00 - 180.00	340.00 - 360.00	150.00 - 170.00	35.00 - 36.00	39.00 - 40.00	450.00 - 500.00	350.00 - 400.00	250.00 - 300.00	-	-
Mullaittivu	150.00 - 180.00	350.00 - 400.00	140.00 - 150.00	35.00 - 40.00	37.00 - 42.00	580.00 - 650.00	420.00 - 480.00	320.00 - 360.00	-	-
Batticaloa	150.00 - 160.00	350.00 - 350.00	150.00 - 150.00	36.00 - 38.00	-	500.00 - 500.00	340.00 - 350.00	250.00 - 300.00	-	-
Trincomalee	180.00 - 200.00	400.00 - 440.00	160.00 - 170.00	-	-	650.00 - 680.00	540.00 - 550.00	380.00 - 420.00	-	-
Veyangoda	170.00 - 180.00	320.00 - 340.00	160.00 - 180.00	33.00 - 36.00	60.00 - 64.00	550.00 - 600.00	420.00 - 460.00	300.00 - 340.00	-	150.00 - 170.00
Galenbindunuwewa	150.00 - 180.00	350.00 - 400.00	130.00 - 160.00	-	-	500.00 - 540.00	440.00 - 480.00	380.00 - 400.00	-	-
Bandarawela	180.00 - 200.00	300.00 - 320.00	160.00 - 180.00	32.00 - 35.00	46.00 - 50.00	500.00 - 550.00	450.00 - 480.00	340.00 - 380.00	-	-
Matale	180.00 - 200.00	380.00 - 400.00	180.00 - 200.00	33.00 - 40.00	55.00 - 66.00	580.00 - 600.00	480.00 - 520.00	300.00 - 360.00	-	-

Table 08 (Contd.)

LOCATIONS	Mango		Other Fruits							
	Vilad	Kohu	Papaw (Rs/kg)	Passion	Wood Apple	Orange	Avocado	Slime Apple	Grapes (Rs/kg)	King Coconut
Colombo	120.00 - 200.00	-	300.00 - 420.00	80.00 - 120.00	80.00 - 160.00	40.00 - 100.00	260.00 - 350.00	70.00 - 130.00	2000.00 - 3000.00	180.00 - 250.00
Gampaha	-	-	330.00 - 350.00	-	160.00 - 180.00	100.00 - 120.00	175.00 - 200.00	84.00 - 92.00	2400.00 - 2500.00	160.00 - 180.00
Kurunegala	-	-	290.00 - 340.00	-	130.00 - 160.00	100.00 - 113.00	163.00 - 188.00	67.00 - 83.00	2400.00 - 2600.00	170.00 - 180.00
Nikaweratiya	-	-	300.00 - 350.00	-	-	80.00 - 90.00	160.00 - 200.00	60.00 - 72.00	2500.00 - 2700.00	150.00 - 200.00
Dambulla	-	60.00 - 70.00	280.00 - 300.00	60.00 - 65.00	80.00 - 100.00	100.00 - 120.00	150.00 - 200.00	80.00 - 100.00	2800.00 - 3000.00	180.00 - 200.00
Anuradhapura	-	-	250.00 - 300.00	-	80.00 - 100.00	100.00 - 120.00	-	70.00 - 100.00	2500.00 - 3000.00	180.00 - 220.00
Thambuththegama	-	-	220.00 - 280.00	55.00 - 60.00	-	40.00 - 50.00	150.00 - 160.00	-	-	160.00 - 200.00
Polonnaruwa	120.00 - 130.00	-	300.00 - 400.00	80.00 - 80.00	-	50.00 - 80.00	-	-	2500.00 - 3000.00	200.00 - 200.00
Kaluthara	-	-	300.00 - 350.00	-	100.00 - 120.00	-	-	90.00 - 120.00	2800.00 - 3000.00	180.00 - 220.00
Badulla	100.00 - 120.00	50.00 - 80.00	300.00 - 350.00	100.00 - 120.00	80.00 - 100.00	40.00 - 60.00	150.00 - 166.00	100.00 - 100.00	2500.00 - 3000.00	150.00 - 200.00
Keppetipola	-	-	340.00 - 350.00	90.00 - 100.00	80.00 - 90.00	60.00 - 70.00	170.00 - 180.00	-	2400.00 - 2500.00	180.00 - 200.00
Moneragala	-	-	200.00 - 250.00	-	70.00 - 80.00	50.00 - 60.00	-	50.00 - 70.00	2900.00 - 3000.00	160.00 - 170.00
Kegalle	-	-	370.00 - 400.00	-	110.00 - 120.00	-	-	70.00 - 80.00	2500.00 - 2500.00	150.00 - 160.00
Ampara	-	-	300.00 - 350.00	60.00 - 65.00	-	50.00 - 50.00	-	-	2800.00 - 3000.00	170.00 - 180.00
Dehiattakandiya	-	-	300.00 - 360.00	-	70.00 - 70.00	50.00 - 60.00	-	-	2800.00 - 3000.00	130.00 - 150.00
Nuwareliya	-	-	350.00 - 360.00	100.00 - 120.00	90.00 - 100.00	70.00 - 80.00	200.00 - 220.00	90.00 - 100.00	2400.00 - 2800.00	210.00 - 240.00
Kandy	-	-	320.00 - 350.00	80.00 - 100.00	80.00 - 100.00	40.00 - 50.00	200.00 - 250.00	60.00 - 70.00	2500.00 - 2700.00	180.00 - 200.00
Puttalam	-	-	280.00 - 350.00	55.00 - 60.00	-	-	-	-	2400.00 - 2600.00	150.00 - 150.00
Hambantota	-	-	-	-	-	-	-	-	-	-
Rathnapura	100.00 - 150.00	-	200.00 - 300.00	-	80.00 - 120.00	50.00 - 60.00	-	60.00 - 100.00	2000.00 - 2400.00	120.00 - 150.00
Matara	-	-	250.00 - 280.00	80.00 - 90.00	90.00 - 100.00	80.00 - 120.00	-	75.00 - 90.00	2500.00 - 2700.00	180.00 - 200.00
Galle	-	-	-	-	-	-	-	-	-	-
Tissamaharama	-	-	230.00 - 250.00	-	86.00 - 90.00	-	-	84.00 - 85.00	2600.00 - 2800.00	160.00 - 170.00
Meegoda (DEC)	-	-	280.00 - 300.00	-	90.00 - 90.00	-	-	50.00 - 60.00	2400.00 - 2800.00	170.00 - 180.00
Embilipitiya	-	-	230.00 - 260.00	-	130.00 - 150.00	50.00 - 80.00	-	-	2350.00 - 2600.00	160.00 - 180.00
Jaffna	-	-	290.00 - 300.00	90.00 - 100.00	100.00 - 100.00	50.00 - 60.00	-	-	2300.00 - 2400.00	200.00 - 220.00
Vavuniya	-	-	200.00 - 250.00	55.00 - 65.00	70.00 - 80.00	35.00 - 38.00	-	-	2800.00 - 2900.00	200.00 - 250.00
Mannar	-	-	280.00 - 300.00	50.00 - 60.00	60.00 - 80.00	-	200.00 - 250.00	-	2800.00 - 2850.00	160.00 - 180.00
Killinochchi	-	-	250.00 - 280.00	-	65.00 - 75.00	-	-	-	2800.00 - 2900.00	180.00 - 200.00
Mullaittivu	-	-	280.00 - 320.00	55.00 - 65.00	60.00 - 65.00	-	-	-	2550.00 - 2650.00	160.00 - 180.00
Batticaloa	-	-	300.00 - 300.00	-	-	60.00 - 60.00	-	-	2000.00 - 2000.00	200.00 - 200.00
Trincomalee	-	-	280.00 - 320.00	55.00 - 60.00	-	85.00 - 90.00	-	-	2400.00 - 2500.00	180.00 - 200.00
Veyangoda	-	-	300.00 - 330.00	60.00 - 70.00	60.00 - 62.00	50.00 - 58.00	-	-	2300.00 - 2500.00	120.00 - 150.00
Galenbindunuwewa	-	-	180.00 - 220.00	-	-	-	-	-	2500.00 - 2600.00	170.00 - 200.00
Bandarawela	-	-	270.00 - 280.00	80.00 - 90.00	80.00 - 90.00	40.00 - 50.00	-	-	2500.00 - 2700.00	160.00 - 200.00
Matale	-	-	380.00 - 420.00	60.00 - 70.00	70.00 - 80.00	50.00 - 60.00	-	50.00 - 70.00	2500.00 - 2600.00	180.00 - 200.00

Table 09: Selected Markets: Wholesale Price of Fresh Fish & Eggs (Rs/kg & Rs/egg)

Week 12: 20 - 26 Mar 2026

Locations	Sea Fish					
	Salaya	Hurulla	Balaya	Kelawalla	Thora	Paraw
Colombo	350.00 – 450.00	800.00 – 950.00	700.00 – 850.00	900.00 – 1300.00	1700.00 – 2000.00	1000.00 – 1300.00
Kandy	500.00 – 550.00	950.00 – 1000.00	800.00 – 1000.00	1300.00 – 1400.00	2200.00 – 2300.00	1200.00 – 1300.00
Kaluthara	450.00 – 450.00	900.00 – 900.00	750.00 – 900.00	1000.00 – 1200.00	-	1200.00 – 1300.00
Puttalam	400.00 – 500.00	900.00 – 1000.00	1000.00 – 1100.00	1250.00 – 1350.00	2200.00 – 2300.00	1250.00 – 1350.00
Matara	450.00 – 500.00	950.00 – 1100.00	950.00 – 1000.00	1150.00 – 1300.00	-	1300.00 – 1400.00
Hambantota	-	-	-	-	-	-
Galle	-	-	-	-	-	-
Batticaloa	-	-	800.00 – 900.00	1000.00 – 1000.00	-	1000.00 – 1000.00
Trincomalee	-	-	-	-	-	-
Mannar	450.00 – 500.00	-	950.00 – 1000.00	-	-	1200.00 – 1250.00

Locations	Sea Fish				Eggs	
	Mora	Shrimps	Thalapath	Teppeli	Brown	White
Colombo	1000.00 – 1400.00	1900.00 – 2300.00	1400.00 – 1900.00	-	39.00 – 40.00	37.00 – 38.00
Kandy	1400.00 – 1500.00	2200.00 – 2400.00	2000.00 – 2200.00	-	37.00 – 39.00	37.00 – 38.00
Kaluthara	1000.00 – 1100.00	-	1800.00 – 2000.00	-	-	-
Puttalam	1200.00 – 1300.00	1500.00 – 1800.00	2200.00 – 2300.00	-	38.00 – 39.00	38.00 – 39.00
Matara	1000.00 – 1100.00	-	1600.00 – 1750.00	-	40.00 – 41.00	36.00 – 38.00
Hambantota	-	-	-	-	-	-
Galle	-	-	-	-	-	-
Batticaloa	-	1300.00 – 1400.00	1500.00 – 1600.00	-	38.00 – 38.00	36.00 – 36.00
Trincomalee	-	-	-	-	-	-
Mannar	1550.00 – 1600.00	1350.00 – 1400.00	-	-	-	-

Table 10: Selected Markets: Wholesale Price of Dried Fish (Rs/50kg)

Week 12: 20 - 26 Mar 2026

Locations	Local Dried Fish					
	Sprats	Kattawa	Thora	Mora	Balaya	Anguluwa
Colombo	67500 – 85000	85000 – 105000	-	117500 – 140000	70000 – 75000	95000 – 110000
Kandy	75000 – 80000	100000 – 105000	-	132500 – 135000	75000 – 80000	-
Batticaloa	50000 – 50000	90000 – 90000	-	-	75000 – 75000	-
Trincomalee	-	-	-	-	-	-
Mannar	-	120000 – 125000	-	100000 – 107500	50000 – 57500	45000 – 50000

Locations	Local Dried Fish			Imported Dried Fish		
	Maduwa	Koduwa	Salaya	Sprats	Kattawa	Thora
Colombo	72500 – 87500	-	35000 – 42500	49000 – 62500	92500 – 105000	135000 – 145000
Kandy	-	-	40000 – 45000	55000 – 60000	92500 – 95000	-
Batticaloa	-	-	25000 – 25000	40000 – 40000	-	-
Trincomalee	-	-	-	-	-	-
Mannar	40000 – 42500	-	-	47500 – 50000	-	-

Locations	Imported Dried Fish					
	Mora	Balaya	Anguluwa	Maduwa	Koduwa	Salaya
Colombo	127500 – 130000	-	90000 – 100000	-	-	-
Kandy	-	-	-	-	-	-
Batticaloa	-	-	-	-	-	-
Trincomalee	-	-	-	-	-	-
Mannar	-	-	-	-	-	-

Table 11: Selected Markets: Retail Price of Fresh Fish & Eggs (Rs/kg & Rs/eggs)

Week 12: 20 - 26 Mar 2026

LOCATIONS	Sea Fish									Eggs									
	Salaya		Hurulla		Balaya		Kelawalla		Thora		Paraw		Mora		Thalapath		Brown		White
Colombo	500.00 - 800.00	1000.00 - 1300.00	1000.00 - 1300.00	1400.00 - 2800.00	2800.00 - 4000.00	1400.00 - 2600.00	1600.00 - 2000.00	2300.00 - 3200.00	40.00 - 42.00	38.00 - 41.00									
Gampaha	640.00 - 700.00	1000.00 - 1100.00	-	1900.00 - 2000.00	-	2000.00 - 2050.00	-	2700.00 - 2800.00	43.00 - 45.00	40.00 - 43.00									
Kurunegala	580.00 - 640.00	1050.00 - 1100.00	-	2000.00 - 2100.00	-	1850.00 - 1900.00	-	2600.00 - 2700.00	41.00 - 43.00	39.00 - 41.00									
Nikaweratiya	700.00 - 850.00	1200.00 - 1350.00	1000.00 - 1100.00	1300.00 - 1300.00	-	-	-	2600.00 - 2700.00	38.00 - 41.00	37.00 - 40.00									
Dambulla	500.00 - 600.00	1200.00 - 1300.00	1000.00 - 1200.00	2000.00 - 2200.00	2400.00 - 2400.00	1400.00 - 1500.00	1800.00 - 1900.00	2600.00 - 2700.00	40.00 - 41.00	39.00 - 40.00									
Anuradhapura	600.00 - 650.00	1200.00 - 1300.00	1000.00 - 1200.00	2200.00 - 2400.00	-	1400.00 - 1600.00	1800.00 - 2000.00	2500.00 - 2700.00	40.00 - 41.00	39.00 - 40.00									
Thambuththegama	-	-	-	-	-	-	-	-	40.00 - 43.00	40.00 - 42.00									
Polonnaruwa	500.00 - 500.00	1200.00 - 1200.00	1400.00 - 1400.00	2000.00 - 2000.00	2700.00 - 2700.00	1800.00 - 1800.00	2000.00 - 2000.00	2400.00 - 2400.00	40.00 - 41.00	39.00 - 39.00									
Kaluthara	600.00 - 700.00	1100.00 - 1200.00	1500.00 - 1800.00	2200.00 - 2400.00	3000.00 - 3000.00	2200.00 - 2400.00	1800.00 - 2000.00	2600.00 - 2800.00	40.00 - 42.00	36.00 - 40.00									
Badulla	460.00 - 500.00	1200.00 - 1300.00	1500.00 - 1600.00	2200.00 - 2200.00	2300.00 - 2800.00	1380.00 - 1600.00	1800.00 - 1800.00	2220.00 - 2300.00	44.00 - 45.00	40.00 - 40.00									
Keppetipola	500.00 - 520.00	1100.00 - 1200.00	1300.00 - 1400.00	2200.00 - 2300.00	-	1480.00 - 1500.00	1700.00 - 1750.00	2400.00 - 2500.00	42.00 - 45.00	39.00 - 42.00									
Moneragala	600.00 - 650.00	1200.00 - 1300.00	1100.00 - 1200.00	2200.00 - 2400.00	-	-	2000.00 - 2200.00	2600.00 - 2800.00	41.00 - 42.00	39.00 - 40.00									
Kegalle	700.00 - 800.00	1300.00 - 1300.00	1500.00 - 1550.00	2000.00 - 2000.00	-	-	-	2500.00 - 2500.00	44.00 - 44.00	42.00 - 42.00									
Ampara	600.00 - 700.00	1200.00 - 1250.00	1600.00 - 1700.00	2300.00 - 2400.00	-	2000.00 - 2400.00	-	2400.00 - 2600.00	-	38.00 - 40.00									
Dehiattakandiya	600.00 - 600.00	1200.00 - 1200.00	1700.00 - 1800.00	2400.00 - 2400.00	-	2000.00 - 2000.00	-	2400.00 - 2400.00	38.00 - 40.00	35.00 - 38.00									
Nuwaraeliya	550.00 - 560.00	1200.00 - 1300.00	1400.00 - 1500.00	2400.00 - 2500.00	2700.00 - 2800.00	1560.00 - 1600.00	1750.00 - 1800.00	2550.00 - 2600.00	43.00 - 45.00	39.00 - 42.00									
Kandy	600.00 - 700.00	1180.00 - 1200.00	1000.00 - 1300.00	2200.00 - 2400.00	3000.00 - 3200.00	1600.00 - 1800.00	1700.00 - 1800.00	2400.00 - 2500.00	39.00 - 40.00	38.00 - 40.00									
Puttalam	600.00 - 700.00	1100.00 - 1200.00	1450.00 - 1500.00	1500.00 - 1800.00	2750.00 - 2800.00	1500.00 - 1750.00	1800.00 - 2200.00	2500.00 - 2600.00	40.00 - 40.00	39.00 - 40.00									
Hambantota	-	-	-	-	-	-	-	-	-	-									
Rathnapura	500.00 - 600.00	1160.00 - 1300.00	1200.00 - 1400.00	2000.00 - 2200.00	3500.00 - 3600.00	2000.00 - 2200.00	1600.00 - 1800.00	2100.00 - 2400.00	42.00 - 43.00	38.00 - 40.00									
Matara	650.00 - 700.00	1100.00 - 1200.00	1550.00 - 1700.00	2000.00 - 2100.00	-	2300.00 - 2400.00	1500.00 - 1600.00	2400.00 - 2500.00	41.00 - 42.00	38.00 - 40.00									
Galle	-	-	-	-	-	-	-	-	-	-									
Tissamaharama	600.00 - 600.00	1150.00 - 1200.00	1100.00 - 1100.00	-	-	-	-	2000.00 - 2100.00	-	39.00 - 42.00									
Meegoda	580.00 - 750.00	1100.00 - 1100.00	-	2600.00 - 2600.00	-	1900.00 - 1900.00	-	2900.00 - 3100.00	40.00 - 42.00	37.00 - 42.00									
Embilipitiya	600.00 - 700.00	1200.00 - 1250.00	1200.00 - 1300.00	1950.00 - 2100.00	2700.00 - 2800.00	-	1500.00 - 1600.00	2400.00 - 2450.00	38.00 - 40.00	37.00 - 40.00									
Jaffna	600.00 - 650.00	1200.00 - 1250.00	1200.00 - 1300.00	-	3000.00 - 3100.00	1400.00 - 1600.00	2200.00 - 2500.00	-	38.00 - 39.00	36.00 - 37.00									
Vavuniya	600.00 - 700.00	1200.00 - 1300.00	1200.00 - 1300.00	2400.00 - 2500.00	3000.00 - 3200.00	1600.00 - 1700.00	2400.00 - 2500.00	2400.00 - 2500.00	41.00 - 43.00	40.00 - 42.00									
Mannar	550.00 - 600.00	-	1250.00 - 1300.00	-	-	1500.00 - 1600.00	2000.00 - 2300.00	-	38.00 - 40.00	36.00 - 37.00									
Killinochchi	450.00 - 500.00	900.00 - 950.00	1100.00 - 1200.00	-	-	1400.00 - 1500.00	2400.00 - 2500.00	-	42.00 - 43.00	40.00 - 41.00									
Mullaittivu	500.00 - 550.00	900.00 - 1000.00	1200.00 - 1300.00	1900.00 - 2000.00	-	1400.00 - 1500.00	2200.00 - 2300.00	1950.00 - 2000.00	38.00 - 40.00	35.00 - 36.00									
Batticaloa	600.00 - 600.00	1000.00 - 1000.00	1200.00 - 1600.00	1300.00 - 1800.00	-	2000.00 - 2000.00	1400.00 - 1400.00	2800.00 - 2800.00	40.00 - 40.00	38.00 - 38.00									
Trincomalee	500.00 - 550.00	1100.00 - 1150.00	1200.00 - 1250.00	2200.00 - 2250.00	2400.00 - 2450.00	1650.00 - 1700.00	1950.00 - 2000.00	-	38.00 - 40.00	36.00 - 37.00									
Veyangoda	580.00 - 600.00	1200.00 - 1300.00	1700.00 - 1800.00	2000.00 - 2300.00	3000.00 - 3000.00	-	-	2400.00 - 2400.00	42.00 - 44.00	37.00 - 42.00									
Galenbindunuwewa	500.00 - 600.00	1300.00 - 1500.00	950.00 - 1200.00	2450.00 - 2550.00	-	1500.00 - 1600.00	1900.00 - 2000.00	2950.00 - 3000.00	37.00 - 40.00	37.00 - 40.00									
Bandarawela	550.00 - 600.00	-	1550.00 - 1600.00	1800.00 - 2000.00	-	1800.00 - 1850.00	1400.00 - 1500.00	2200.00 - 2400.00	40.00 - 42.00	38.00 - 39.00									
Matale	600.00 - 700.00	1100.00 - 1200.00	900.00 - 1000.00	2400.00 - 2500.00	2800.00 - 2900.00	1500.00 - 1600.00	1700.00 - 1800.00	2400.00 - 2500.00	40.00 - 42.00	38.00 - 39.00									

Table 12: Selected Markets: Retail Price of Dried Fish (Rs/kg)

Week 12: 20 - 26 Mar 2026

LOCATIONS	Dried Fish													
	Sprats-Imported		Kattawa		Thora		Mora		Balaya		Anguluwa		Salaya	
Colombo	1200.00	1600.00	2400.00	3200.00	3200.00	3800.00	2600.00	3400.00	1600.00	2400.00	2400.00	3000.00	1000.00	1200.00
Gampaha	1400.00	1500.00	-	-	-	-	2800.00	3000.00	1800.00	2000.00	2340.00	2400.00	1300.00	1400.00
Kurunegala	1350.00	1500.00	2000.00	2100.00	-	-	-	-	1400.00	1500.00	1800.00	2100.00	1000.00	1100.00
Nikaweratiya	1200.00	1400.00	2200.00	2400.00	-	-	-	-	1500.00	1800.00	2400.00	2600.00	900.00	1200.00
Dambulla	1300.00	1400.00	2500.00	2600.00	-	-	2800.00	3000.00	1500.00	1700.00	2300.00	2400.00	-	-
Anuradhapura	1300.00	1400.00	2600.00	2800.00	-	-	2800.00	3000.00	1800.00	2000.00	2400.00	2600.00	900.00	1100.00
Thambuththegama	1400.00	1600.00	2200.00	2400.00	-	-	-	-	1200.00	1600.00	1400.00	1400.00	900.00	1000.00
Polonnaruwa	1200.00	1300.00	2700.00	2800.00	-	-	-	-	1700.00	1800.00	2000.00	2200.00	-	-
Kaluthara	1400.00	1580.00	2400.00	2800.00	-	-	3000.00	3300.00	1400.00	1800.00	2400.00	2600.00	1000.00	1200.00
Badulla	1200.00	1250.00	2200.00	2400.00	-	-	2800.00	3200.00	1500.00	1800.00	1800.00	2000.00	-	-
Keppetipola	1250.00	1300.00	2400.00	2500.00	3100.00	3200.00	3000.00	3200.00	1650.00	1700.00	1650.00	1700.00	950.00	1000.00
Moneragala	1350.00	1400.00	2300.00	2500.00	-	-	2800.00	3000.00	1800.00	2000.00	2400.00	2600.00	-	-
Kegalle	1120.00	1200.00	2600.00	2600.00	3600.00	3600.00	-	-	1700.00	1800.00	-	-	-	-
Ampara	-	-	2500.00	2600.00	-	-	2600.00	2600.00	2000.00	2200.00	1400.00	1500.00	-	-
Dehiattakandiya	1200.00	1400.00	2500.00	2600.00	-	-	2600.00	2700.00	1200.00	1800.00	1500.00	1500.00	-	-
Nuwaraeliya	1300.00	1360.00	2500.00	2600.00	3250.00	3300.00	3200.00	3250.00	1750.00	1800.00	1700.00	1750.00	1000.00	1100.00
Kandy	1300.00	1400.00	2700.00	2800.00	3300.00	3400.00	3000.00	3200.00	2000.00	2200.00	2300.00	2500.00	1000.00	1200.00
Puttalam	1450.00	1600.00	2200.00	2400.00	-	-	-	-	1400.00	1600.00	1100.00	1250.00	1000.00	1120.00
Hambantota	-	-	-	-	-	-	-	-	-	-	-	-	-	-
Rathnapura	1200.00	1320.00	2200.00	2400.00	-	-	2960.00	3200.00	1900.00	2100.00	2500.00	2720.00	800.00	1000.00
Matara	1400.00	1600.00	2500.00	2600.00	3200.00	3250.00	3000.00	3200.00	1600.00	2000.00	2200.00	2500.00	-	-
Galle	-	-	-	-	-	-	-	-	-	-	-	-	-	-
Tissamaharama	1400.00	1500.00	-	-	-	-	2500.00	2600.00	1750.00	1800.00	2400.00	2500.00	-	-
Meegoda	1200.00	1400.00	2300.00	2600.00	-	-	2800.00	3000.00	1600.00	1900.00	2200.00	2200.00	800.00	1200.00
Embilipitiya	1200.00	1400.00	2600.00	2800.00	-	-	2900.00	3100.00	2000.00	2300.00	2750.00	2900.00	950.00	1050.00
Jaffna	1300.00	1400.00	2000.00	2200.00	-	-	2300.00	2400.00	1400.00	1400.00	900.00	1100.00	800.00	1200.00
Vavuniya	-	-	2200.00	2300.00	-	-	2400.00	2500.00	1400.00	1500.00	1200.00	1300.00	800.00	900.00
Mannar	1500.00	1600.00	2600.00	2800.00	-	-	2500.00	2600.00	1350.00	1400.00	950.00	1000.00	-	-
Killinochchi	1300.00	1400.00	2500.00	2600.00	-	-	2400.00	2500.00	1300.00	1400.00	1000.00	1100.00	900.00	1000.00
Mullaittivu	1450.00	1600.00	2500.00	2600.00	-	-	2400.00	2500.00	1400.00	1450.00	850.00	950.00	800.00	900.00
Batticaloa	1200.00	1250.00	2300.00	2300.00	-	-	-	-	2000.00	2000.00	-	-	-	-
Trincomalee	1250.00	1300.00	2300.00	2350.00	-	-	-	-	1350.00	1400.00	1250.00	1300.00	-	-
Veyangoda	1320.00	1600.00	2300.00	2400.00	-	-	2700.00	2800.00	1800.00	1800.00	2200.00	2300.00	1200.00	1320.00
Galenbindunuwewa	1200.00	1600.00	2700.00	2900.00	3400.00	3500.00	2950.00	3200.00	1900.00	2100.00	2650.00	2850.00	1200.00	1400.00
Bandarawela	1300.00	1400.00	2400.00	2500.00	-	-	2800.00	3000.00	2000.00	2200.00	2200.00	2400.00	1000.00	1100.00
Matale	1400.00	1500.00	2600.00	2800.00	-	-	2800.00	3000.00	1800.00	1900.00	2500.00	2700.00	800.00	1000.00

Table 13: Selected Markets: Retail Price of Meat (Rs/kg)

Week 12: 20 - 26 Mar 2026

LOCATIONS	Meat		Meat (Chicken)		Meat					
	Beef		Broiler	Curry	Mutton	Pork				
Colombo	2900.00	- 3100.00	1400.00	- 1480.00	1200.00	- 1400.00	3800.00	- 4500.00	2700.00	- 2700.00
Gampaha	-		1380.00	- 1400.00	1400.00	- 1500.00	4000.00	- 4000.00	2600.00	- 2600.00
Kurunegala	-		1380.00	- 1430.00	1350.00	- 1380.00	-		2700.00	- 2700.00
Nikaweratiya	2500.00	- 2700.00	1350.00	- 1480.00	-		-		-	
Dambulla	-		1450.00	- 1480.00	1450.00	- 1500.00	-		2700.00	- 2800.00
Anuradhapura	2600.00	- 2700.00	1400.00	- 1500.00	-		-		2500.00	- 2700.00
Thambuththegama	-		1100.00	- 1250.00	-		-		2400.00	- 2600.00
Polonnaruwa	2600.00	- 2600.00	1500.00	- 1550.00	1500.00	- 1500.00	4000.00	- 4000.00	2900.00	- 3000.00
Kaluthara	2800.00	- 2800.00	1400.00	- 1460.00	1300.00	- 1400.00	-		2700.00	- 2700.00
Badulla	2400.00	- 2400.00	1280.00	- 1400.00	1400.00	- 1450.00	3400.00	- 3400.00	-	
Keppetipola	2400.00	- 2400.00	1450.00	- 1480.00	1500.00	- 1550.00	3200.00	- 3200.00	-	
Moneragala	2700.00	- 2700.00	1420.00	- 1550.00	-		-		3000.00	- 3200.00
Kegalle	2600.00	- 2600.00	1250.00	- 1450.00	1120.00	- 1150.00	3700.00	- 3700.00	2700.00	- 2700.00
Ampara	2400.00	- 2500.00	1400.00	- 1550.00	-		-		2800.00	- 3500.00
Dehiattakandiya	-		1390.00	- 1500.00	-		-		2500.00	- 2700.00
Nuwaraeliya	2300.00	- 2400.00	1450.00	- 1500.00	1500.00	- 1600.00	3600.00	- 3700.00	2800.00	- 2900.00
Kandy	2500.00	- 2600.00	1370.00	- 1390.00	1320.00	- 1350.00	3600.00	- 3700.00	2800.00	- 2900.00
Puttalam	2450.00	- 2500.00	1400.00	- 1450.00	1500.00	- 1600.00	4500.00	- 4500.00	-	
Hambantota	-		-		-		-		-	
Rathnapura	2700.00	- 2700.00	1400.00	- 1500.00	1300.00	- 1440.00	3900.00	- 3900.00	2700.00	- 2700.00
Matara	-		1400.00	- 1490.00	-		-		-	
Galle	-		-		-		-		-	
Tissamaharama	-		1450.00	- 1550.00	-		-		-	
Meegoda	-		1440.00	- 1450.00	1450.00	- 1450.00	-		2900.00	- 3000.00
Embilipitiya	2450.00	- 2500.00	1280.00	- 1320.00	1250.00	- 1300.00	4300.00	- 4350.00	2600.00	- 2800.00
Jaffna	2300.00	- 2400.00	1300.00	- 1400.00	1500.00	- 1700.00	3600.00	- 3700.00	-	
Vavuniya	2200.00	- 2300.00	1400.00	- 1500.00	1600.00	- 1650.00	3100.00	- 3200.00	-	
Mannar	2200.00	- 2300.00	1450.00	- 1500.00	1600.00	- 1650.00	-		-	
Killinochchi	2450.00	- 2500.00	1450.00	- 1500.00	1650.00	- 1700.00	3900.00	- 4000.00	-	
Mullaittivu	2300.00	- 2300.00	1500.00	- 1600.00	1600.00	- 1650.00	-		-	
Batticaloa	2200.00	- 2200.00	1300.00	- 1350.00	1500.00	- 1600.00	4000.00	- 4000.00	-	
Trincomalee	2300.00	- 2400.00	1350.00	- 1400.00	1650.00	- 1700.00	3700.00	- 3800.00	-	
Veyangoda	2800.00	- 2800.00	1350.00	- 1400.00	-		-		2500.00	- 2600.00
Galenbindunuwewa	2600.00	- 2600.00	1380.00	- 1400.00	1400.00	- 1400.00	3600.00	- 3600.00	2400.00	- 2400.00
Bandarawela	2500.00	- 2600.00	1350.00	- 1420.00	-		3700.00	- 3900.00	-	
Matale	2500.00	- 2600.00	1380.00	- 1420.00	-		3600.00	- 3800.00	2700.00	- 2800.00

Table 14: Colombo: Wholesale Prices (Rs/kg or Rs/piece)

Week 12: 20 - 26 Mar 2026

COMMODITY	Range	Average Price			Change Compared to		COMMODITY	Range	Average Price			Change Compared to	
		This Week	Last Week	Last Year	Last Week (%)	Last Year (%)			This Week	Last Week	Last Year	Last Week (%)	Last Year (%)
Rice							Coconut						
Local							Large	155.00 - 165.00	160.00	160.00	179.50	0.00	-10.86
Samba 1	245.00 - 250.00	246.67	242.22	241.67	1.83	2.07	Small	135.00 - 145.00	140.00	140.00	159.50	0.00	-12.23
Samba 2	240.00 - 242.00	241.00	236.50	236.20	1.90	2.03							
Keeri Samba	330.00 - 340.00	335.00	330.00	271.67	1.52	23.31	Fruits (Rs/fruit)						
Nadu 1	205.00 - 210.00	206.25	203.33	227.00	1.43	-9.14	Plantain						
Nadu 2	200.00 - 202.00	200.80	194.50	221.00	3.24	-9.14	Ambul (Rs/kg)	100.00 - 140.00	115.83	125.00	93.64	-7.33	23.71
Raw (Red)	190.00 - 200.00	194.00	195.00	218.00	-0.51	-11.01	Kolikuttu (Rs/kg)	280.00 - 320.00	298.18	287.27	271.82	3.80	9.70
Raw (White)	190.00 - 210.00	198.00	194.44	221.00	1.83	-10.41	Seeni (Rs/kg)	100.00 - 140.00	120.83	122.00	110.00	-0.96	9.85
Imported							Anamalu	34.00 - 43.00	37.17	37.50	28.91	-0.89	28.56
Samba	-	-	-	230.83	-	-	Ambun	48.00 - 60.00	53.00	54.80	42.18	-3.28	25.65
Nadu	-	-	-	-	-	-	Papaw(Rs/kg)	200.00 - 300.00	233.33	262.73	150.91	-11.19	54.62
Raw (Red)	-	-	-	-	-	-	Passion Fruit	35.00 - 80.00	56.25	67.22	58.33	-16.32	-3.57
Raw (White)	-	-	-	-	-	-	Pineapple Large	380.00 - 420.00	395.00	421.25	475.00	-6.23	-16.84
Dried Chillies							Pineapple Medium	270.00 - 360.00	305.00	325.00	344.29	-6.15	-11.41
Imported	850.00 - 1000.00	910.00	876.25	618.57	3.85	47.11	Pineapple Small	220.00 - 260.00	236.25	262.50	275.71	-10.00	-14.31
Onion							Mango						
Sinnan	150.00 - 200.00	176.00	154.00	146.00	14.29	20.55	Betti	-	-	-	-	-	-
Vedalan	-	-	-	273.33	-	-	Karthakolomban	135.00 - 200.00	175.00	274.17	168.00	-36.17	4.17
Imported	200.00 - 250.00	226.25	202.86	262.00	11.53	-13.65	Vilad	60.00 - 120.00	85.00	115.00	66.67	-26.09	27.50
Big Onion							Kohu	-	-	-	-	-	-
Imported	120.00 - 170.00	149.00	128.33	109.44	16.10	36.14	Other						
Local	-	-	-	-	-	-	Wood Apple	60.00 - 80.00	69.20	75.25	89.44	-8.04	-22.63
Potato							Orange	25.00 - 35.00	29.09	30.80	45.00	-5.55	-35.35
Welimada	250.00 - 270.00	260.00	263.33	250.00	-1.27	4.00	Avocado	170.00 - 200.00	188.00	242.22	182.78	-22.39	2.86
N'Eliya	300.00 - 320.00	306.67	313.00	280.00	-2.02	9.52	Slime Apple	40.00 - 60.00	48.75	50.00	30.00	-2.50	62.50
Imported	145.00 - 200.00	165.56	167.22	159.38	-1.00	3.88	Grapes (Imp., Rs/kg)	1800.00 - 2000.00	1891.67	1850.00	1600.00	2.25	18.23
Pulses							King Coconut	150.00 - 200.00	170.00	180.00	191.11	-5.56	-11.05
Green Gram	750.00 - 800.00	776.67	770.00	716.00	0.87	8.47	Sea Fish						
Cowpea (White)	700.00 - 750.00	730.00	725.00	638.33	0.69	14.36	Salaya	350.00 - 450.00	411.11	314.29	348.33	30.81	18.02
Cowpea (Red)	700.00 - 750.00	725.00	716.00	500.00	1.26	45.00	Hurulla	800.00 - 950.00	878.57	833.33	838.33	5.43	4.80
Red Dhal	290.00 - 320.00	307.00	273.89	261.67	12.09	17.32	Balaya	700.00 - 850.00	793.75	800.00	777.50	-0.78	2.09
Vegetable							Kelawalla	900.00 - 1300.00	1142.86	1016.67	1106.67	12.41	3.27
Beans (Butter)	-	-	-	-	-	-	Thora	1700.00 - 2000.00	1842.86	1466.67	1841.67	25.65	0.06
Beans(Green)	250.00 - 400.00	325.00	261.82	468.18	24.13	-30.58	Paraw	1000.00 - 1300.00	1114.29	1100.00	1108.33	1.30	0.54
Carrot	260.00 - 350.00	301.82	269.00	431.00	12.20	-29.97	Mora	1000.00 - 1400.00	1233.33	1350.00	1016.67	-8.64	21.31
Leeks	150.00 - 170.00	157.27	180.00	157.00	-12.63	0.17	Shrimps	1900.00 - 2300.00	2071.43	1792.86	1952.50	15.54	6.09
Beetroot	50.00 - 120.00	80.00	63.85	153.08	25.30	-47.74	Thalapath	1400.00 - 1900.00	1666.67	1842.86	1550.00	-9.56	7.53
Knolkhol	120.00 - 150.00	130.00	118.00	208.00	10.17	-37.50	Eggs						
Raddish	40.00 - 70.00	55.45	73.33	106.00	-24.38	-47.68	Brown	39.00 - 40.00	39.40	37.00	29.88	6.49	31.88
Cabbage	80.00 - 120.00	98.46	108.46	238.00	-9.22	-58.63	White	37.00 - 38.00	37.50	35.20	26.81	6.53	39.86
Tomato	60.00 - 100.00	89.17	89.00	188.00	0.19	-52.57	Dried Fish						
Ladies Fingers	70.00 - 100.00	79.09	80.00	232.00	-1.14	-65.91	Sprats	1350.00 - 1700.00	1556.25	1295.00	850.00	20.17	83.09
Brinjal	120.00 - 350.00	234.62	276.00	296.00	-14.99	-20.74	Sprats (Imported)	980.00 - 1250.00	1140.00	1002.73	623.33	13.69	82.89
Capsicum	120.00 - 200.00	150.83	250.00	593.00	-39.67	-74.56	Kattawa	1700.00 - 2100.00	1918.75	1793.75	-	6.97	-
Pumpkin	100.00 - 130.00	118.00	135.45	119.00	-12.89	-0.84	Kattawa (Imported)	1850.00 - 2100.00	1971.43	1855.56	1645.83	6.24	19.78
Cucumber	50.00 - 80.00	67.27	63.64	100.00	5.71	-32.73	Thora	-	-	-	-	-	-
Bitter Gourd	120.00 - 150.00	133.00	205.00	340.00	-35.12	-60.88	Thora (Imported)	2700.00 - 2900.00	2792.86	2762.50	-	1.10	-
Snake Gourd	100.00 - 120.00	110.00	119.09	315.00	-7.63	-65.08	Mora	2350.00 - 2800.00	2592.86	1950.00	1804.17	32.97	43.71
Drumstick	-	-	-	-	-	-	Mora (Imported)	2550.00 - 2600.00	2587.50	2625.00	-	-1.43	-
Luffa	150.00 - 180.00	166.00	98.00	321.00	69.39	-48.29	Balaya	1400.00 - 1500.00	1435.71	1300.00	804.17	10.44	78.53
Long Beans	70.00 - 100.00	85.45	74.17	266.00	15.22	-67.87	Balaya (Imported)	-	-	-	-	-	-
Ash Plantain	100.00 - 160.00	128.18	130.00	124.00	-1.40	3.37	Anguluwa	1900.00 - 2200.00	2000.00	1843.75	-	8.47	-
Green Chillies	200.00 - 350.00	275.00	327.00	490.00	-15.90	-43.88	Anguluwa (Imported)	1800.00 - 2000.00	1914.29	1811.11	1511.82	5.70	26.62
Lime	50.00 - 100.00	72.14	75.00	120.00	-3.81	-39.88	Maduwa	1450.00 - 1750.00	1606.25	1631.25	1263.33	-1.53	27.14
Root Crops							Maduwa (Imported)	-	-	-	-	-	-
Sweet Potato	120.00 - 150.00	135.00	128.18	146.00	5.32	-7.53	Koduwa	-	-	-	-	-	-
Manioc	100.00 - 140.00	121.11	113.33	100.00	6.86	21.11	Koduwa (Imported)	-	-	-	-	-	-
Leafy Vegetable							Salaya	700.00 - 850.00	781.25	753.00	737.50	3.75	5.93
Mukunuwenna	35.00 - 45.00	40.00	35.00	32.50	14.29	23.08	Salaya (Imported)	-	-	-	-	-	-
Kankun	35.00 - 45.00	40.00	35.00	32.50	14.29	23.08							
Gotukola (Rs/kg)	200.00 - 250.00	225.00	225.00	310.00	0.00	-27.42							

This Week: Week 12: 20 - 26 Mar 2026
 Last Week: Week 11: 13 - 19 Mar 2026

Table 15: Colombo &Suburbs: Retail Prices (Rs/kg or Rs/piece)

Week 12: 20 - 26 Mar 2026

COMMODITY	Range	Average Price			Change Compared to		COMMODITY	Range	Average Price			Change Compared to	
		This Week	Last Week	Last Year	Last Week (%)	Last Year (%)			This Week	Last Week	Last Year	Last Week (%)	Last Year (%)
<u>Rice</u>													
Local													
Samba 1	255.00 - 280.00	268.50	264.77	248.38	3.73	8.10	Coconut						
Samba 2	-	-	-	-	-	-	Large	175.00 - 200.00	184.21	180.59	205.00	3.62	-10.14
Keeri Samba	350.00 - 390.00	370.31	366.76	294.85	3.55	25.59	Small	150.00 - 170.00	158.53	154.44	177.06	4.08	-10.47
Nadu 1	225.00 - 230.00	229.04	229.55	242.66	-0.51	-5.61	<u>Fruits (Rs/fruit)</u>						
Nadu 2	-	-	-	-	-	-	Plantain						
Raw (Red)	200.00 - 220.00	213.64	214.55	232.14	-0.91	-7.97	Ambul (Rs/kg)	150.00 - 250.00	214.50	215.22	174.40	-0.72	22.99
Raw (White)	220.00 - 230.00	221.75	219.09	227.78	2.66	-2.65	Kolikuttu (Rs/kg)	350.00 - 420.00	384.50	376.36	352.73	8.14	9.01
Imported													
Samba	300.00 - 360.00	320.45	303.53	242.71	16.93	32.03	Seeni (Rs/kg)	150.00 - 240.00	201.50	203.04	190.00	-1.54	6.05
Nadu	-	-	-	-	-	-	Anamalu	40.00 - 60.00	46.58	47.75	45.90	-1.17	1.48
Raw (Red)	-	-	-	-	-	-	Ambun	60.00 - 80.00	68.82	69.50	63.40	-0.68	8.55
Raw (White)	-	-	-	-	-	-	Papaw(Rs/kg)	300.00 - 420.00	373.64	396.67	267.37	-23.03	39.75
<u>Dried Chillies</u>													
Imported	1000.00 - 1300.00	1132.50	1073.91	815.85	58.59	38.81	Passion Fruit	80.00 - 120.00	103.00	118.57	87.37	-15.57	17.89
<u>Onion</u>													
Sinnan	-	-	-	-	-	-	Pineapple Large	400.00 - 550.00	449.44	535.00	643.75	-85.56	-30.18
Vedalan	-	-	-	-	-	-	Pineapple Medium	320.00 - 400.00	348.33	416.50	497.06	-68.17	-29.92
Imported	300.00 - 400.00	370.87	360.00	418.06	10.87	-11.29	Pineapple Small	240.00 - 320.00	269.41	331.50	401.67	-62.09	-32.93
<u>Big Onion</u>													
Imported	180.00 - 240.00	199.20	193.85	173.64	5.35	14.72	Mango						
Local													
<u>Potato</u>													
Welimada	340.00 - 380.00	356.67	363.57	365.00	-6.90	-2.28	Betti	-	-	-	-	-	-
N'Eliya	360.00 - 460.00	406.67	408.33	412.17	-1.67	-1.34	Karthakolomban	260.00 - 330.00	289.00	388.33	242.52	-99.33	19.16
Imported	180.00 - 240.00	213.91	218.33	208.06	-4.42	2.82	Vilad	120.00 - 200.00	142.86	151.67	120.00	-8.81	19.05
<u>Pulses</u>													
Green Gram	850.00 - 1000.00	947.00	902.27	768.13	44.73	23.29	Kohu	-	-	-	-	-	-
Cowpea (White)	850.00 - 1200.00	1035.79	1009.52	798.40	26.27	29.73	<u>Other</u>						
Cowpea (Red)	900.00 - 1200.00	1022.22	1004.09	797.92	18.13	28.11	Wood Apple	80.00 - 160.00	120.63	122.27	175.00	-1.65	-31.07
Red Dhal	300.00 - 380.00	324.76	301.36	298.97	23.40	8.63	Orange	40.00 - 100.00	68.89	70.00	86.10	-1.11	-19.99
<u>Vegetable</u>													
Beans (Butter)	-	-	-	-	-	-	Avocado	260.00 - 350.00	305.00	313.64	265.26	-8.64	14.98
Beans(Green)	300.00 - 480.00	398.82	380.83	615.22	17.99	-35.17	Slime Apple	70.00 - 130.00	100.94	103.89	77.50	-2.95	30.24
Carrot	320.00 - 480.00	416.67	379.13	697.20	37.54	-40.24	Grapes (Imp., Rs/kg)	2000.00 - 3000.00	2513.33	2452.94	2100.00	60.39	19.68
Leeks	230.00 - 480.00	336.67	338.00	292.00	-1.33	15.30	King Coconut	180.00 - 250.00	213.33	215.00	234.12	-1.67	-8.88
Beetroot	160.00 - 320.00	264.09	263.48	297.31	0.61	-11.17	Sea Fish						
Knolkhol	220.00 - 400.00	333.33	300.43	381.74	32.90	-12.68	Salaya	500.00 - 800.00	635.38	568.67	507.62	66.72	25.17
Raddish	140.00 - 320.00	219.05	230.00	239.57	-10.95	-8.56	Hurulla	1000.00 - 1300.00	1191.67	1185.71	1076.11	5.95	10.74
Cabbage	160.00 - 320.00	253.33	296.40	397.20	-43.07	-36.22	Balaya	1000.00 - 1300.00	1160.00	1400.00	932.14	-240.00	24.44
Tomato	150.00 - 280.00	220.59	211.74	366.00	8.85	-39.73	Kelawalla	1400.00 - 2800.00	2292.86	2210.71	1738.00	82.14	31.93
Ladies Fingers	150.00 - 320.00	246.00	246.67	346.67	-0.67	-29.04	Thora	2800.00 - 4000.00	3372.73	3309.09	2700.00	63.64	24.92
Brijjal	300.00 - 400.00	366.67	372.27	393.85	-5.61	-6.90	Paraw	1400.00 - 2600.00	1945.45	1923.08	1785.71	22.38	8.95
Capsicum	300.00 - 400.00	357.06	470.00	841.92	-112.94	-57.59	Mora	1600.00 - 2000.00	1857.14	1925.00	-	-67.86	
Pumpkin	160.00 - 280.00	220.00	238.46	244.17	-18.46	-9.90	Shrimps	2600.00 - 3200.00	2892.31	2842.86	2180.00	49.45	32.67
Cucumber	120.00 - 240.00	192.35	191.67	227.41	0.69	-15.41	Thalalpath	2300.00 - 3200.00	2823.08	2853.85	2430.95	-30.77	16.13
Bitter Gourd	200.00 - 400.00	317.00	422.00	507.89	-105.00	-37.59	Eggs						
Snake Gourd	160.00 - 320.00	282.11	309.57	430.80	-27.46	-34.52	Brown	40.00 - 42.00	40.69	38.00	32.35	2.69	25.79
Drumstick	-	-	-	-	-	-	White	38.00 - 41.00	39.23	36.33	30.70	2.90	27.79
Luffa	240.00 - 320.00	303.18	309.05	451.90	-5.87	-32.91	Dried Fish						
Long Beans	120.00 - 320.00	272.27	290.45	447.60	-18.18	-39.17	Sprats	1600.00 - 2200.00	1935.29	2135.00	1552.17	-199.71	24.68
Ash Plantain	200.00 - 320.00	268.89	277.27	250.77	-8.38	7.23	Sprats (Imported)	1200.00 - 1600.00	1406.25	1294.44	1020.00	111.81	37.87
Green Chillies	350.00 - 600.00	522.22	646.80	915.77	-124.58	-42.97	Kattawa	2400.00 - 3200.00	2776.47	2561.11	2350.00	215.36	18.15
Lime	100.00 - 320.00	260.00	301.60	289.58	-41.60	-10.22	Thora	3200.00 - 3800.00	3800.00	3100.00	700.00	-	
<u>Root Crops</u>													
Sweet Potato	200.00 - 320.00	275.00	283.91	269.26	-8.91	2.13	Mora	2600.00 - 3400.00	2993.75	2971.43	2500.00	22.32	19.75
Manioc	150.00 - 250.00	212.63	208.00	198.46	4.63	7.14	Balaya	1600.00 - 2400.00	2100.00	2066.67	1655.00	33.33	26.89
<u>Leafy Vegetable(Rs/bundle)</u>													
Mukunuwenna	60.00 - 100.00	85.29	78.33	72.50	6.96	17.65	Anguluwa	2400.00 - 3000.00	2618.18	2395.00	2300.00	223.18	13.83
Kankun	60.00 - 100.00	85.29	78.33	72.50	6.96	17.65	Maduwa	-	-	-	-	-	
Gotukola	100.00 - 280.00	223.13	207.78	281.58	15.35	-20.76	Koduwa	-	-	-	-	-	
							Salaya	1000.00 - 1200.00	1087.50	1057.14	1113.33	30.36	-2.32
							Meat						
							Beef (without Bones)	2900.00 - 3100.00	3000.00	2966.67	2700.00	33.33	11.11
							Chicken (Broiler)	1400.00 - 1480.00	1448.00	1437.78	1225.71	10.22	18.14
							Chicken (Curry)	1200.00 - 1400.00	1300.00	1300.00	1092.31	0.00	19.01
							Mutton	3800.00 - 4500.00	4220.00	4242.86	3627.27	-22.86	16.34
							Pork	2700.00 - 2700.00	2700.00	2700.00	1487.50	0.00	81.51

This Week: Week 12: 20 - 26 Mar 2026
 Last Week: Week 11: 13 - 19 Mar 2026

Table 16: Farmgate/Producer Prices of Food Commodities in Selected Producing Areas (Rs/kg)

Week 12: 20 - 26 Mar 2026

COMMODITY	Range	Average Price	COMMODITY	Range	Average Price	COMMODITY	Range	Average Price
<u>Paddy</u>			<u>Vegetable (Up Country)</u>			<u>Snake Gourd</u>		
Short Grain			Beans			Dambulla	45.00 - 50.00	46.60
A'pura	130.00 - 135.00	132.00	Dambulla	190.00 - 210.00	200.00	Hambantota	-	
P'narawa	125.00 - 125.00	125.00	Welimada	270.00 - 285.00	278.00	Embilipitiya	120.00 - 130.00	123.75
Kalawewa	132.00 - 136.00	134.60	Badulla	-		Matara	-	
Kurunegala	133.00 - 138.00	135.50	Carrot			A'pura	50.00 - 70.00	58.00
Dehiattakandiya	112.00 - 135.00	126.40	N'Eliya	285.00 - 295.00	291.00	Luffa		
Nikaweratiya	135.00 - 140.00	137.20	Welimada	265.00 - 285.00	274.00	Dambulla	76.00 - 85.00	80.60
Ampara	130.00 - 140.00	135.25	Hanguranketha	200.00 - 290.00	250.00	Hambantota	-	
Long Grain (White)			Leeks			Embilipitiya	150.00 - 160.00	155.00
A'pura	111.00 - 115.00	112.60	N'Eliya	145.00 - 155.00	149.00	Matara	-	
P'narawa	97.00 - 98.00	97.40	Welimada	110.00 - 125.00	118.00	A'pura	90.00 - 110.00	98.00
Kalawewa	110.00 - 115.00	113.00	Beetroot			Green Chillies		
Kurunegala	110.00 - 115.00	112.33	N'Eliya	65.00 - 75.00	69.00	Dambulla	270.00 - 310.00	294.00
Dehiattakandiya	100.00 - 113.00	107.40	Dambulla	76.00 - 86.00	81.33	Hambantota	-	
Embilipitiya	-		Kurunegala	-		Embilipitiya	380.00 - 400.00	392.50
Nikaweratiya	105.00 - 115.00	109.80	Welimada	65.00 - 85.00	74.00	Puttalam	238.00 - 238.00	238.00
Hambantota	-		Hanguranketha	40.00 - 50.00	45.00	A'pura	300.00 - 350.00	320.00
Ampara	108.00 - 120.00	112.50	Knol Khol			Pumpkin		
Long Grain (Red)			N'Eliya	45.00 - 55.00	50.00	Dambulla	70.00 - 90.00	81.60
Matara	100.00 - 110.00	106.25	Welimada	60.00 - 75.00	68.00	Hambantota	-	
Hambantota	-		Hanguranketha	90.00 - 100.00	96.67	Embilipitiya	120.00 - 130.00	126.25
Embilipitiya	105.00 - 106.00	105.25	Raddish			Matara	70.00 - 90.00	81.67
Keeri Samba			N'Eliya	18.00 - 22.00	19.80	A'pura	80.00 - 90.00	84.00
A'pura	165.00 - 175.00	169.00	Welimada	20.00 - 25.00	22.00	Moneragala	70.00 - 80.00	74.00
P'narawa	158.00 - 159.00	158.60	Hambantota	-		Cucumber		
Kalawewa	165.00 - 175.00	170.60	Hanguranketha	30.00 - 40.00	35.00	A'pura	40.00 - 50.00	44.00
Kurunegala	155.00 - 164.00	159.80	Cabbage			Dambulla	40.00 - 50.00	44.60
Dehiattakandiya	152.00 - 185.00	171.80	N'Eliya	75.00 - 80.00	77.00	Hambantota	-	
Red Onion			Welimada	60.00 - 75.00	68.00	Matara	40.00 - 55.00	48.33
Puttalam	-		Badulla	-		Long Beans		
Jaffna	-		Hanguranketha	80.00 - 100.00	90.00	Dambulla	45.00 - 52.00	49.00
Big Onion			Tomato			Hambantota	-	
Dambulla	-		Welimada	35.00 - 45.00	41.00	Embilipitiya	90.00 - 120.00	110.00
Kalawewa	-		Hambantota	-		Matara	70.00 - 90.00	80.00
A'pura	-		Dambulla	45.00 - 57.00	51.40	A'pura	60.00 - 80.00	68.00
Potato			Hanguranketha	80.00 - 100.00	90.00	Ash Plantain		
N'Eliya	240.00 - 245.00	242.00	Vegetable (Low Country)			Hambantota	-	
Badulla	-		Ladies Fingers			Embilipitiya	80.00 - 100.00	92.50
Welimada	200.00 - 230.00	220.00	A'pura	70.00 - 90.00	78.00	Matara	-	
Pulses			Dambulla	57.00 - 72.00	65.00	Lime		
Green Gram			Hambantota	-		Hambantota	-	
Hambantota	-		Embilipitiya	80.00 - 90.00	85.00	Embilipitiya	80.00 - 100.00	90.00
Moneragala	650.00 - 700.00	670.00	Matara	80.00 - 90.00	85.00	Moneragala	60.00 - 70.00	64.00
Embilipitiya	600.00 - 610.00	605.00	Brinjal			Fruits (Rs/kg)		
Nikaweratiya	450.00 - 480.00	465.00	A'pura	130.00 - 150.00	138.00	Banana		
A'pura	650.00 - 700.00	670.00	Dambulla	140.00 - 157.50	149.50	Ambul		
Cowpea			Hambantota	-		Moneragala	40.00 - 50.00	44.00
Hambantota	-		Embilipitiya	150.00 - 160.00	155.00	Embilipitiya	40.00 - 60.00	48.00
Nikaweratiya	480.00 - 540.00	510.00	Matara	140.00 - 150.00	146.25	Hambantota	-	
Moneragala	500.00 - 550.00	520.00	Welimada	145.00 - 180.00	161.00	Kolikuttu		
Embilipitiya	640.00 - 650.00	645.00	Capsicum			Moneragala	180.00 - 210.00	192.00
Maize			Badulla	-		Embilipitiya	190.00 - 230.00	208.00
A'pura	142.00 - 144.00	142.80	Welimada	140.00 - 160.00	150.00	Hambantota	-	
Kalawewa	138.00 - 142.00	140.00	Bitter Gourd			Papaw		
Gingelly			A'pura	110.00 - 130.00	118.00	Moneragala	80.00 - 100.00	88.00
A'pura	-		Dambulla	80.00 - 100.00	94.00	Embilipitiya	180.00 - 190.00	185.00
Kalawewa	-		Hambantota	-		Hambantota	-	
Black Gram			Embilipitiya	240.00 - 260.00	250.00	Pineapple		
A'pura	-		Matara	140.00 - 160.00	150.00	Divulapitiya	-	
Kalawewa	-							

Annex 01 - Colombo Markets: Retail Prices of Rice and Subsidiary Food Crops (Rs/kg)

Week 12: 20 - 26 Mar 2026

27

CROP	PELIYAGODA	MAHARAGAMA	KIRULAPONE	NUGEGODA	NARAHENPITA	DEMATAGODA	THOTALANGA	KADAWATHA	KIRIBATHGODA
<i>Rice</i>									
Local									
Samba 1	255.00 - 260.00	280.00 - 280.00	260.00 - 280.00	270.00 - 280.00	260.00 - 270.00	260.00 - 260.00	260.00 - 270.00	260.00 - 270.00	275.00 - 280.00
Samba 2	-	-	-	-	-	-	-	-	-
Keeri Samba	360.00 - 370.00	385.00 - 385.00	370.00 - 380.00	385.00 - 390.00	380.00 - 385.00	370.00 - 370.00	350.00 - 360.00	360.00 - 360.00	360.00 - 370.00
Nadu 1	225.00 - 230.00	230.00 - 230.00	225.00 - 230.00	230.00 - 230.00	230.00 - 230.00	230.00 - 230.00	225.00 - 230.00	225.00 - 230.00	225.00 - 230.00
Nadu 2	-	-	-	-	-	-	-	-	-
Raw (Red)	200.00 - 220.00	220.00 - 220.00	200.00 - 220.00	210.00 - 220.00	220.00 - 220.00	220.00 - 220.00	210.00 - 220.00	210.00 - 220.00	220.00 - 220.00
Raw (White)	220.00 - 220.00	220.00 - 220.00	220.00 - 230.00	220.00 - 220.00	220.00 - 230.00	220.00 - 220.00	220.00 - 220.00	220.00 - 220.00	220.00 - 230.00
Imported									
Samba	300.00 - 300.00	-	300.00 - 320.00	300.00 - 320.00	300.00 - 320.00	-	340.00 - 345.00	-	360.00 - 360.00
Nadu	-	-	-	-	-	-	-	-	-
Raw (Red)	-	-	-	-	-	-	-	-	-
Raw (White)	-	-	-	-	-	-	-	-	-
<i>Dried Chillies</i>									
Imported	1000.00 - 1100.00	1250.00 - 1250.00	1000.00 - 1100.00	1200.00 - 1300.00	1200.00 - 1300.00	1300.00 - 1300.00	1000.00 - 1200.00	1000.00 - 1100.00	1000.00 - 1200.00
<i>Red Onion</i>									
Sinnan	-	-	-	-	-	-	-	-	-
Vedalan	-	-	-	-	-	-	-	-	-
Imported	300.00 - 320.00	350.00 - 400.00	360.00 - 400.00	300.00 - 400.00	380.00 - 400.00	320.00 - 400.00	380.00 - 400.00	320.00 - 400.00	400.00 - 400.00
<i>Big Onion</i>									
Imported	180.00 - 200.00	200.00 - 240.00	180.00 - 220.00	200.00 - 240.00	180.00 - 220.00	180.00 - 200.00	180.00 - 200.00	180.00 - 220.00	180.00 - 200.00
Local	-	-	-	-	-	-	-	-	-
<i>Potato</i>									
Welimada	340.00 - 350.00	-	-	-	380.00 - 380.00	350.00 - 360.00	360.00 - 360.00	-	-
N'Eliya	360.00 - 380.00	460.00 - 460.00	400.00 - 420.00	400.00 - 460.00	400.00 - 400.00	400.00 - 400.00	400.00 - 400.00	400.00 - 440.00	380.00 - 400.00
Imported	180.00 - 200.00	200.00 - 240.00	200.00 - 240.00	220.00 - 240.00	200.00 - 220.00	200.00 - 240.00	200.00 - 220.00	180.00 - 220.00	200.00 - 240.00
<i>Pulses</i>									
Green Gram	850.00 - 900.00	1000.00 - 1000.00	900.00 - 1000.00	900.00 - 1000.00	980.00 - 1000.00	960.00 - 960.00	850.00 - 900.00	950.00 - 1000.00	950.00 - 1000.00
Cowpea (White)	950.00 - 950.00	980.00 - 980.00	1000.00 - 1100.00	1000.00 - 1200.00	1100.00 - 1200.00	1000.00 - 1000.00	950.00 - 1000.00	850.00 - 850.00	1000.00 - 1200.00
Cowpea (Red)	900.00 - 900.00	1000.00 - 1000.00	950.00 - 1000.00	1000.00 - 1200.00	1000.00 - 1000.00	1000.00 - 1000.00	900.00 - 1000.00	900.00 - 900.00	1000.00 - 1200.00
Red Dhal	300.00 - 320.00	320.00 - 320.00	340.00 - 360.00	340.00 - 380.00	300.00 - 320.00	320.00 - 340.00	300.00 - 300.00	300.00 - 320.00	300.00 - 320.00

Annex 02 - Colombo Markets: Retail Prices of Vegetables (Rs/kg) and Coconut (Rs/nut)

Week 12: 20 - 26 Mar 2026

28

CROP	PELIYAGODA	MAHARAGAMA	KIRULAPONE	NUGEGODA	NARAHENPITA	DEMATAGODA	THOTALANGA	KADAWATHA	KIRIBATHGODA
<i>Vegetable</i>									
Beans	350.00 - 350.00	480.00 - 480.00	400.00 - 480.00	400.00 - 480.00	450.00 - 480.00	400.00 - 400.00	300.00 - 350.00	320.00 - 320.00	340.00 - 340.00
Carrot	350.00 - 350.00	480.00 - 480.00	400.00 - 480.00	400.00 - 480.00	450.00 - 450.00	480.00 - 480.00	360.00 - 450.00	320.00 - 320.00	320.00 - 320.00
Leeks	230.00 - 250.00	480.00 - 480.00	320.00 - 480.00	320.00 - 400.00	300.00 - 300.00	400.00 - 400.00	260.00 - 320.00	400.00 - 400.00	400.00 - 400.00
Beetroot	160.00 - 200.00	320.00 - 320.00	240.00 - 320.00	240.00 - 320.00	240.00 - 240.00	320.00 - 320.00	160.00 - 200.00	240.00 - 260.00	250.00 - 250.00
Knolkhol	220.00 - 220.00	400.00 - 400.00	240.00 - 400.00	240.00 - 400.00	300.00 - 320.00	320.00 - 350.00	260.00 - 350.00	400.00 - 400.00	400.00 - 400.00
Raddish	140.00 - 200.00	320.00 - 320.00	200.00 - 280.00	240.00 - 320.00	200.00 - 240.00	320.00 - 320.00	160.00 - 180.00	220.00 - 240.00	320.00 - 320.00
Cabbage	160.00 - 160.00	320.00 - 320.00	280.00 - 320.00	280.00 - 320.00	240.00 - 240.00	200.00 - 240.00	200.00 - 240.00	240.00 - 260.00	240.00 - 240.00
Tomato	220.00 - 220.00	240.00 - 280.00	240.00 - 280.00	200.00 - 240.00	160.00 - 200.00	280.00 - 280.00	150.00 - 160.00	200.00 - 240.00	220.00 - 220.00
Ladies Fingers	150.00 - 180.00	320.00 - 320.00	240.00 - 320.00	240.00 - 320.00	300.00 - 320.00	320.00 - 320.00	160.00 - 180.00	240.00 - 240.00	250.00 - 250.00
Brinjal	300.00 - 320.00	400.00 - 400.00	320.00 - 400.00	400.00 - 400.00	320.00 - 350.00	400.00 - 400.00	350.00 - 400.00	400.00 - 400.00	400.00 - 400.00
Capsicum	400.00 - 400.00	400.00 - 400.00	320.00 - 400.00	400.00 - 400.00	300.00 - 400.00	400.00 - 400.00	300.00 - 360.00	300.00 - 320.00	320.00 - 320.00
Pumpkin	160.00 - 160.00	200.00 - 240.00	240.00 - 280.00	280.00 - 280.00	160.00 - 160.00	240.00 - 240.00	160.00 - 200.00	260.00 - 280.00	240.00 - 240.00
Cucumber	120.00 - 120.00	200.00 - 240.00	160.00 - 240.00	240.00 - 240.00	120.00 - 120.00	120.00 - 120.00	150.00 - 160.00	200.00 - 240.00	200.00 - 200.00
Bitter Gourd	200.00 - 250.00	400.00 - 400.00	320.00 - 400.00	240.00 - 400.00	320.00 - 320.00	320.00 - 320.00	280.00 - 360.00	320.00 - 340.00	320.00 - 320.00
Snake Gourd	160.00 - 180.00	320.00 - 320.00	320.00 - 320.00	320.00 - 320.00	320.00 - 320.00	320.00 - 320.00	180.00 - 240.00	320.00 - 320.00	320.00 - 320.00
Drumstick	-	-	-	-	-	-	-	-	-
Luffa	250.00 - 280.00	320.00 - 320.00	240.00 - 320.00	320.00 - 320.00	280.00 - 320.00	320.00 - 320.00	260.00 - 280.00	300.00 - 320.00	300.00 - 300.00
Long Beans	120.00 - 130.00	320.00 - 320.00	320.00 - 320.00	240.00 - 320.00	240.00 - 280.00	320.00 - 320.00	200.00 - 240.00	280.00 - 300.00	220.00 - 220.00
Ash Plantain	200.00 - 200.00	320.00 - 320.00	240.00 - 320.00	280.00 - 320.00	240.00 - 240.00	320.00 - 320.00	220.00 - 260.00	240.00 - 300.00	240.00 - 240.00
Green Chillies	350.00 - 350.00	400.00 - 600.00	600.00 - 600.00	600.00 - 600.00	600.00 - 600.00	400.00 - 400.00	400.00 - 500.00	600.00 - 600.00	600.00 - 600.00
Lime	100.00 - 120.00	300.00 - 320.00	320.00 - 320.00	300.00 - 320.00	280.00 - 300.00	320.00 - 320.00	160.00 - 200.00	300.00 - 320.00	320.00 - 320.00
<i>Root Crops</i>									
Sweet Potato	240.00 - 260.00	280.00 - 320.00	200.00 - 320.00	320.00 - 320.00	200.00 - 200.00	200.00 - 240.00	200.00 - 240.00	280.00 - 320.00	280.00 - 280.00
Manioc	150.00 - 180.00	220.00 - 220.00	220.00 - 240.00	250.00 - 250.00	200.00 - 200.00	180.00 - 200.00	180.00 - 200.00	200.00 - 220.00	240.00 - 240.00
<i>Leafy Vegetable</i>									
Mukunuwenna	100.00 - 100.00	80.00 - 80.00	80.00 - 80.00	80.00 - 100.00	80.00 - 80.00	100.00 - 100.00	60.00 - 70.00	80.00 - 90.00	90.00 - 100.00
Kankun	100.00 - 100.00	80.00 - 80.00	80.00 - 80.00	80.00 - 100.00	80.00 - 80.00	100.00 - 100.00	60.00 - 70.00	80.00 - 90.00	90.00 - 100.00
Gotukola	100.00 - 150.00	240.00 - 280.00	240.00 - 260.00	280.00 - 280.00	180.00 - 240.00	180.00 - 240.00	260.00 - 280.00	280.00 - 280.00	260.00 - 260.00
<i>Coconut</i>									
Large	175.00 - 180.00	180.00 - 200.00	180.00 - 190.00	190.00 - 200.00	180.00 - 190.00	180.00 - 180.00	180.00 - 190.00	180.00 - 180.00	180.00 - 185.00
Small	160.00 - 165.00	160.00 - 170.00	150.00 - 160.00	160.00 - 170.00	150.00 - 160.00	150.00 - 160.00	150.00 - 160.00	150.00 - 160.00	160.00 - 160.00

Annex 03 - Colombo Markets: Retail Prices of Fruits (Rs/fruit)

Week 12: 20 - 26 Mar 2026

29

CROP	PELIYAGODA	MAHARAGAMA	KIRULAPONE	NUGEGODA	NARAHENPITA	DEMATAGODA	THOTALANGA	KADAWATHA	KIRIBATHGODA
<i>Plantain</i>									
Ambul (Rs/Kg)	150.00 - 200.00	240.00 - 250.00	250.00 - 250.00	240.00 - 240.00	220.00 - 230.00	200.00 - 250.00	200.00 - 220.00	200.00 - 200.00	200.00 - 220.00
Kolikuttu (Rs/Kg)	350.00 - 380.00	420.00 - 420.00	400.00 - 420.00	380.00 - 380.00	400.00 - 400.00	350.00 - 400.00	350.00 - 400.00	380.00 - 400.00	380.00 - 380.00
Seeni (Rs/Kg)	150.00 - 200.00	220.00 - 220.00	240.00 - 240.00	230.00 - 240.00	180.00 - 220.00	200.00 - 200.00	150.00 - 180.00	180.00 - 220.00	200.00 - 220.00
Anamalu	40.00 - 50.00	50.00 - 50.00	50.00 - 50.00	50.00 - 50.00	60.00 - 60.00	40.00 - 40.00	50.00 - 50.00	40.00 - 40.00	50.00 - 50.00
Ambun	70.00 - 80.00	70.00 - 70.00	70.00 - 80.00	70.00 - 80.00	80.00 - 80.00	60.00 - 60.00	70.00 - 70.00	60.00 - 60.00	70.00 - 70.00
<i>Pineapple</i>									
Large	450.00 - 500.00	480.00 - 480.00	450.00 - 500.00	400.00 - 450.00	450.00 - 550.00	400.00 - 520.00	400.00 - 420.00	400.00 - 450.00	420.00 - 450.00
Medium	350.00 - 350.00	380.00 - 380.00	350.00 - 400.00	320.00 - 350.00	350.00 - 400.00	320.00 - 400.00	320.00 - 320.00	320.00 - 350.00	320.00 - 350.00
Small	280.00 - 280.00	250.00 - 250.00	250.00 - 280.00	240.00 - 250.00	280.00 - 320.00	240.00 - 320.00	250.00 - 260.00	260.00 - 280.00	260.00 - 280.00
<i>Mango</i>									
Betti	-	-	-	-	-	-	-	-	-
Karthakolomban	260.00 - 330.00	-	320.00 - 320.00	260.00 - 330.00	270.00 - 330.00	260.00 - 260.00	-	270.00 - 270.00	-
Vilad	140.00 - 160.00	-	120.00 - 120.00	200.00 - 200.00	120.00 - 140.00	-	-	120.00 - 120.00	-
Kohu	-	-	-	-	-	-	-	-	-
<i>Other Fruits</i>									
Wood Apple	80.00 - 100.00	160.00 - 160.00	140.00 - 160.00	140.00 - 160.00	140.00 - 140.00	90.00 - 100.00	80.00 - 80.00	120.00 - 120.00	160.00 - 160.00
Orange	40.00 - 50.00	80.00 - 80.00	80.00 - 100.00	60.00 - 80.00	70.00 - 70.00	60.00 - 80.00	50.00 - 50.00	70.00 - 100.00	100.00 - 100.00
Avocado	260.00 - 330.00	-	260.00 - 260.00	350.00 - 350.00	330.00 - 350.00	-	260.00 - 260.00	270.00 - 270.00	330.00 - 330.00
Slime Apple	70.00 - 80.00	120.00 - 120.00	120.00 - 130.00	120.00 - 130.00	90.00 - 100.00	70.00 - 70.00	80.00 - 85.00	120.00 - 120.00	110.00 - 120.00
Grapes (Rs/Kg)	2000.00 - 2200.00	2300.00 - 2300.00	2800.00 - 2800.00	2500.00 - 3000.00	2500.00 - 2800.00	2600.00 - 2600.00	2000.00 - 2000.00	2500.00 - 2800.00	2400.00 - 2500.00
Papaw (Rs/Kg)	300.00 - 350.00	400.00 - 420.00	400.00 - 400.00	350.00 - 420.00	350.00 - 380.00	350.00 - 350.00	380.00 - 400.00	330.00 - 380.00	400.00 - 400.00
Passion	80.00 - 80.00	-	120.00 - 120.00	80.00 - 120.00	80.00 - 100.00	120.00 - 120.00	85.00 - 100.00	100.00 - 100.00	120.00 - 120.00
King Coconut	200.00 - 250.00	200.00 - 200.00	200.00 - 220.00	200.00 - 200.00	200.00 - 200.00	200.00 - 220.00	180.00 - 200.00	220.00 - 230.00	250.00 - 250.00

Annex 04 - Colombo Markets: Retail Prices of Sea Fish and Dried Fish (Rs/kg)

Week 12: 20 - 26 Mar 2026

30

CROP	PELIYAGODA	MAHARAGAMA	KIRULAPONE	NUGEGODA	NARAHENPITA	DEMATAGODA	THOTALANGA	KADAWATHA	KIRIBATHGODA
<i>Sea Fish</i>									
Salaya	500.00 - 600.00	700.00 - 700.00	800.00 - 800.00	700.00 - 700.00	-	600.00 - 700.00	600.00 - 600.00	560.00 - 600.00	550.00 - 550.00
Hurulla	1000.00 - 1200.00	1300.00 - 1300.00	-	-	-	1000.00 - 1000.00	1200.00 - 1200.00	1200.00 - 1300.00	1200.00 - 1200.00
Balaya	1100.00 - 1200.00	-	1000.00 - 1100.00	-	-	1100.00 - 1200.00	1200.00 - 1200.00	1300.00 - 1300.00	1300.00 - 1300.00
Kelawalla	1400.00 - 1500.00	2600.00 - 2600.00	2500.00 - 2600.00	2800.00 - 2800.00	-	2000.00 - 2100.00	2200.00 - 2200.00	2200.00 - 2400.00	2400.00 - 2400.00
Thora	2800.00 - 3000.00	3200.00 - 3200.00	3800.00 - 4000.00	3800.00 - 3800.00	-	3000.00 - 3500.00	3400.00 - 3400.00	3600.00 - 3600.00	-
Paraw	1400.00 - 1500.00	2000.00 - 2000.00	2400.00 - 2400.00	2600.00 - 2600.00	-	2000.00 - 2000.00	1800.00 - 1800.00	1800.00 - 1800.00	2000.00 - 2000.00
Mora	1600.00 - 1700.00	-	-	2000.00 - 2000.00	-	-	2000.00 - 2000.00	2000.00 - 2000.00	2000.00 - 2000.00
Shrimps Small	2600.00 - 2800.00	3000.00 - 3000.00	3200.00 - 3200.00	3000.00 - 3000.00	-	2700.00 - 2800.00	2800.00 - 2800.00	2800.00 - 3000.00	2900.00 - 2900.00
Talapath	2700.00 - 2900.00	2300.00 - 2300.00	3000.00 - 3200.00	3000.00 - 3000.00	-	2800.00 - 2800.00	2800.00 - 2800.00	2800.00 - 2800.00	2800.00 - 2800.00
<i>Eggs (Rs/egg)</i>									
Brown	40.00 - 41.00	41.00 - 42.00	41.00 - 42.00	42.00 - 42.00	-	40.00 - 40.00	40.00 - 40.00	40.00 - 40.00	40.00 - 40.00
White	38.00 - 39.00	40.00 - 41.00	40.00 - 40.00	41.00 - 41.00	-	38.00 - 39.00	38.00 - 38.00	38.00 - 39.00	39.00 - 39.00
<i>Dried Fish</i>									
Sprats	1600.00 - 1800.00	1800.00 - 1800.00	1800.00 - 2000.00	2000.00 - 2200.00	2000.00 - 2200.00	1800.00 - 1800.00	1800.00 - 1900.00	1800.00 - 2000.00	1800.00 - 1800.00
Kattawa	2400.00 - 2800.00	2800.00 - 2800.00	2600.00 - 2600.00	2800.00 - 3000.00	3200.00 - 3200.00	2800.00 - 3000.00	2800.00 - 2800.00	2600.00 - 2800.00	2600.00 - 2600.00
Thora	-	-	-	-	3200.00 - 3400.00	-	-	-	3800.00 - 3800.00
Mora	2800.00 - 2800.00	3000.00 - 3000.00	3000.00 - 3000.00	3200.00 - 3400.00	3200.00 - 3200.00	2600.00 - 2600.00	3000.00 - 3000.00	3000.00 - 3000.00	3200.00 - 3300.00
Balaya	1600.00 - 1700.00	1900.00 - 1900.00	2400.00 - 2400.00	2400.00 - 2400.00	2400.00 - 2400.00	1600.00 - 1600.00	-	2200.00 - 2200.00	-
Anguluwa	2400.00 - 2400.00	2900.00 - 2900.00	2400.00 - 2400.00	2700.00 - 2800.00	2400.00 - 2600.00	2800.00 - 3000.00	2400.00 - 2400.00	-	2400.00 - 2400.00
Salaya	1000.00 - 1200.00	1100.00 - 1100.00	1000.00 - 1100.00	1000.00 - 1100.00	1000.00 - 1100.00	1000.00 - 1000.00	1200.00 - 1200.00	1200.00 - 1200.00	1200.00 - 1200.00
<i>Meat</i>									
Beef (without Bones)	-	3000.00 - 3000.00	3000.00 - 3000.00	3000.00 - 3000.00	2900.00 - 2900.00	-	3000.00 - 3000.00	3100.00 - 3100.00	3000.00 - 3000.00
Chicken (Broiler)	1450.00 - 1450.00	1450.00 - 1450.00	1450.00 - 1450.00	1450.00 - 1450.00	1450.00 - 1450.00	1450.00 - 1450.00	1450.00 - 1450.00	1400.00 - 1400.00	1480.00 - 1480.00
Chicken (Curry)	-	-	-	1250.00 - 1250.00	1200.00 - 1200.00	1250.00 - 1250.00	1400.00 - 1400.00	-	1400.00 - 1400.00
Mutton	-	4300.00 - 4300.00	4400.00 - 4400.00	4400.00 - 4400.00	3800.00 - 4000.00	4000.00 - 4000.00	4000.00 - 4000.00	4400.00 - 4500.00	4400.00 - 4400.00
Pork	-	-	-	-	-	-	-	-	2700.00 - 2700.00

Annex 05 : Food Composition of Selected Food Commodities

Commodity	Energy (kcal/100g)	Protein (g/100g)	Total fat (g/100g)	Retinol Eq (µ g/100g)	Vit B2 (mg/100g)	Vit B6 (mg/100g)	Folate (µg/100g)	Vit C (mg/100g)	Calcium (mg/100g)	Magnesium (mg/100g)	Iron (mg/100g)	Zinc (mg/100g)
Rice												
Rice - (white Kekulu - normal)	361	9.88	1.52	-	0.03	0.09	10.67	-	6.94	26.29	1.22	1.5
Rice - (white Kekulu Samba)	355	8.81	1.53	-	0.03	0.09	8.11	-	9.82	30.48	0.92	1.7
Rice - (Red Kekulu - normal)	366	8.64	2.12	-	0.05	0.1	8.39	-	4.73	31.7	0.88	1.84
Rice -Samba	369	6.86	2.45	-	0.05	0.13	12.79	-	8.71	37.26	1.18	1.49
Rice - Nadu White	366	7.76	1.48	-	0.03	0.12	9.35	-	4.57	20.1	0.64	1.61
Dried chilies	233	12.68	6.41	437	0.84	0.42	46.83	NA	107	231	5.39	1.65
Onion												
Big onions	48	1.67	0.24	0.16	0.01	0.1	32.99	7.58	14.82	16.94	0.45	0.25
Red onions	55	2.13	0.15	0.18	0.02	0.13	30.15	14.26	20.37	19.32	0.31	0.28
Potatoes	71	1.67	0.25		0.01	0.09	14.31	20.5	9.83	23.84	0.46	0.29
Pulses												
Green gram	290	21.97	0.93	19.5	0.28	0.33	135	NA	98.96	146	4.15	2.86
White cowpea	320	21.25	1.14	1.36	0.09	0.26	249	NA	84.1	213	5.04	3.57
Red cowpea	320	20.24	1.08	0.96	0.11	0.27	273	NA	81.83	194	4.95	3.4
Red Dhal	319	23.09	0.77	1.06	1.6	0.22	55	NA	41.27	66.63	7.45	3.34
Vegetables												
Beans	46	3.95	0.15	6.64	0.1	0.3	45.2	7.02	35.68	45.56	0.7	0.59
Carrot	30	0.85	0.45	1240	0.03	0.1	24.71	5.93	27.65	11.7	0.59	0.25
Leeks	30	1.74	0.49	18.56	0.02	0.19	42.63	4.65	29.28	11.77	1.49	0.43
Beetroot	31	2.12	0.15	1.52	0.01	0.09	108	4.51	20.29	34.88	0.77	0.29
Knolkhol	16	1.69	0.34		0.05	0.19	12.7	77.64	40.09	19.35	0.23	0.18
Radish	29	0.75	0.11		0.02	0.09	18.09	12.13	35.64	13.56	0.38	0.16
Cabbage	21	1.35	0.14	3.35	0.05	0.14	52.66	29.62	56.85	18.47	0.33	0.16

Tomatoes	20	0.88	0.56	165	0.03	0.09	20.16	25.58	9.69	14.93	0.31	0.12
Ladies fingers	26	2.06	0.19	12.41	0.08	0.28	70.62	24.48	92.26	55.23	0.96	0.44
Brinjal (Pandora Striped)	29	1.49	0.31	23	0.12	0.09	30.99	1.49	18.95	18	0.32	0.19
Brinjal (Chinese eggplant)	24	1.28	0.33	16.83	0.12	0.11	32.94	3.37	14.4	21.18	0.28	0.16
Capsicum	23	1.22	0.34	38.96	0.03	0.29	28.65	49.63	12.65	11.21	0.21	0.31
Pumpkin (Common)	31	0.86	0.3	30.41	0.02	0.09	17.72	8.73	18.75	9.93	0.49	0.25
Cucumber	19	0.98	0.24	0.58	0.01	0.08	19.66	4.08	22.1	18.22	0.67	0.21
Bitter gourd	19	1.47	0.23	55.08	0.05	0.06	53.1	46.89	25.19	35.81	1.75	0.26
Snake gourd (Dark green)	11	0.82	0.25	10.41	0.03	0.12	18.09	3.54	26.83	25.84	0.41	0.11
Snake gourd (Pale green)	11	0.89	0.25	5.14	0.03	0.07	16.52	2.85	27.11	21.77	0.47	0.2
Drumstick	30	2.48	0.12	3.13	0.06	0.12	60.48	92.33	22.27	28.51	0.5	0.26
Watakolu	12	0.86	0.15	59.33	0.01	0.07	25.48	6.41	14.67	14.01	4.42	0.45
Long beans	24	3.36	0.3	-	0.06	0.11	99.98	8.93	44.22	33.17	1.01	0.08
Ash Plantain	76	2.84	0.56	0.06	0.02	0.07	6.82	4.49	5.19	22.55	0.39	0.21
Green chillies	39	2.28	0.76	38.16	0.08	0.25	21.29	98.61	20.25	36.91	1.25	0.29
Limes	26	0.66	0.26	0.36	0.01	0.05	12.1	38.05	26	15.25	0.12	0.05
Kekiri	17	1.01	0.25	0.76	0.01	0.07	17.34	8.07	25.72	26.2	0.63	0.22
Ash pumpkin (Ash guord)	18	0.8	0.15		0.01	0.15	14.17	9.14	19.27	23.62	0.48	0.13
Cho-Cho	19	0.58	0.12	0.3	0.04	0.07	63.81	23.76	20.55	13.02	0.49	0.12
Thalana batu (Little prince)	21	1.28	0.39	24.33	0.12	0.09	38.63	2.4	12.38	19.62	0.31	0.22
Thalana batu (Thai eggplant)	21	1.45	0.26	18.33	0.11	0.09	31.18	2.71	17.24	37.22	0.37	0.24
Thibbatu	61	1.66	1.96	15.89	0.03	1.02	72.39	10.8	105	57.46	1.06	0.59
Kohila yams	27	0.64	0.16	1.72	0.01	0.14	4.64	1.67	52.33	33.95	0.61	1.62
Kehel muwa	19	1.36	0.63	4.27	0.02	0.12	40.51	8.16	35.09	31.43	0.38	0.39
Ambaralla	37	0.73	0.44	3.36	0.01	0.1	44.49	35.51	20.7	9.28	0.7	0.12
Mango	50	0.75	0.09	14.5	0.02	0.14	34.89	91.63	28.56	17.74	0.5	0.09
Mushroom	27	2.54	0.42	-	0.15	0.13	7.81	11.56	0.9	14.42	1.32	0.79
Dambala	21	1.84	0.2	38.74	0.08	0.4	33.69	19.82	68.24	31.38	1.2	0.44
Coconuts nuts	390	3.67	39.92	-	0.05	0.11	14.86	-				

Root Crop												
Sweet potato	108	1.27	0.33	NA	0.04	0.09	14.44	22.2	28.93	21.05	0.51	0.14
Manioc	78	0.92	0.19	NA	0.07	0.2	0.1	1.95	25.31	19.08	19.78	23.73
Nelum ala/Lotus root	79	1.94	0.93	NA	0.05	0.19	26.49	26.63	37.71	26.58	3.34	0.35
Kiriala	87	3.96	0.15	1.19	0.03	0.16	20.17	2.71	30.79	41.52	0.6	0.42
Iniala	103	3.2	0.3	33.14	0.01	0.22	22.19	13.03	40.99	28.98	1.31	0.29
Leafy Vegetables												
Mukunuwanna	28	3.15	0.55	92.25	0.09	0.27	96.14	3.24	135	45.38	1.7	1.03
Gotukola	15	0.64	0.47	226	0.07	0.23	70.11	6.74	96.31	41.42	1.25	0.66
Kankun	15	0.47	0.37	1614	0.08	0.4	33.69	19.82	49.21	18.35	1.32	0.44
Kathurumurunga	70	8.01	1.35	2097	0.33	0.22	120	121	901	96.64	4.36	0.53
Nivithi	22	2.2	0.47	959	0.06	0.11	74.05	10.26	163	61.37	1.49	0.67
Thampala	32	3.55	0.72	1474	0.21	0.22	74.27	82	258	209	3.5	1.4
Sarana	20	2.42	0.21	1149	0.03	0.13	58.54	9.89	59.57	42.93	0.13	0.75
Kohila leaves	33	4.1	0.83	300	0.02	0.17	56.76	5.56	19.5	20.32	0.25	0.3
Onion leaves	27	2.01	0.26	NA	0.04	0.18	56.8	23.38	35.21	74.95	3.15	0.77
Cabbage leaves	30	3.63	0.27	8.66	0.05	0.24	63.46	40.76	170	18.47	2.67	0.35
Salad leaves	19	1.05	0.24	NA	0.1	0.06	37.48	11.64	58.23	36.89	2.07	0.27
Cauliflower	23	2.09	0.48	0.14	0.06	0.11	46.67	50.17	22.44	18.52	0.76	0.27
Jackfruit pods	25	2.14	0.34	NA	0.03	0.04	30.7	24.77	37.32	26.08	0.3	0.17
Jackfruit seeds	77	5.66	0.44	NA	0.02	0.08	58.91	15.24	40.87	50.14	0.52	0.42
Meat												
Chicken	176	23.14	9.24	6.88	0.07	0.49	10.09	-	15.06	20.18	0.75	0.64
Beef	160	23.3	7.45	2.15	0.08	0.32	1.93	-	4.8	28.54	2.41	3.31
Mutton	138	20.37	6.23	2.7	0.13	0.28	1.73	-	7.58	19.5	1.62	5.05
Pork	161	18.83	9.5	1.9	0.09	0.28	8.15	-	6.58	8.9	0.79	0.8
Fish												
Balaya	96	21.28	1.12	21.01	0.15	0.12	7.89		6.45	26.02	0.68	0.46
Seer	136	22.28	5.18	81.9	0.07	0.16	15.45		9.85	36.73	0.41	0.74

Shark	95	21.6	0.83	1.11	0.04	0.11	8.57	8.44	32.58	0.41	0.74
Paraw	87	20.02	0.7	1.49	0.02	0.16	6.77	8.17	31.68	0.67	0.41
Thalapath	91	16.04	2.88	12.03	0.1	0.13	78.22	7.64	24.89	0.71	0.67
Kelawalla	109	21.47	2.55	15.95	0.17	0.73	77.39	13.35	33.82	0.68	0.64
Haedaella	87	19.88	0.78	12.18	0.04	0.06	11.7	36.6	53	0.54	0.65
Hurulla	88	17.08	2.18	10.02	0.14	1.66	61.66	103	35.45	1.24	1.05
Karalla / Katuwalla	97	21.8	1.06	1.25	0.02	0.1	14.38	37.06	39.05	0.24	0.42
Kumbala / Angila	101	21.51	1.53	16.34	0.1	0.1	7.13	31.27	37.46	1.46	0.67
Salaya / Sudaya	100	19.5	2.39	15.41	0.18	1.39	60.87	435	42.83	1.4	2.3
Theppli / Telapiya /Korali	83	18.48	1.08	17.14	0.18	0.18	8.29	99.39	24.96	2.84	0.88
Prawns	65	14.85	0.56	1.24	0.03	0.1	15.37	37.81	30.5	0.73	1.1
Crabs	45	10	0.55	8.33	0.14	0.18	13.83	37.81	45.93	0.73	1.1
Cuttle fish	76	16.82	0.93	1.93	0.02	0.04	6.22	8.73	35.46	0.62	1.3
Linna	112	20.3	3.37	15.78	0.23	0.68	59.78				
Coppara	97	22.89	0.56	21.51	0.04	0.12	8.08	7.2	30.08	1.2	0.58
Ray (Maduwa)	97	23.98	0.68	7.55	0.02	0.21	25.59	9.16	24.61	0.74	0.44

Dried Fish

Dried sprats	259	51.16	5.92	12.83	0.25	0.62	438	1178	162	3.06	4.2
Dried keeramin	311	49.6	12.42	12.92	0.13	2.41	144	555	166	2.58	3.19
Dried thalapath	289	54.68	8.04	9.38	0.04	0.43	97.8	62.75	110	1.96	1.45
Dried katta	275	50.04	8.31	2.48	0.03	0.35	80.4	86.55	92.17	1.47	1.16
Dried balaya	282	63.79	3.37	14.32	0.12	1.98	213	83.48	83.45	3.6	1.44
Dried shark / keelan	267	55.03	5.25	10.31	0.04	0.32	187	42.24	92.94	1.48	0.66

Eggs

Hen eggs (Country)	170	13.14	13	208	0.08	0.18	54.6	50.14	11.04	1.64	1.12
Hen eggs (Table)	135	13.55	9.03	200	0.19	0.19	49.46	63.3	12	2.39	1.73
Quail eggs	153	12.39	11.46	153	0.11	0.17	54.86	60.67	11.21	2.55	1.51

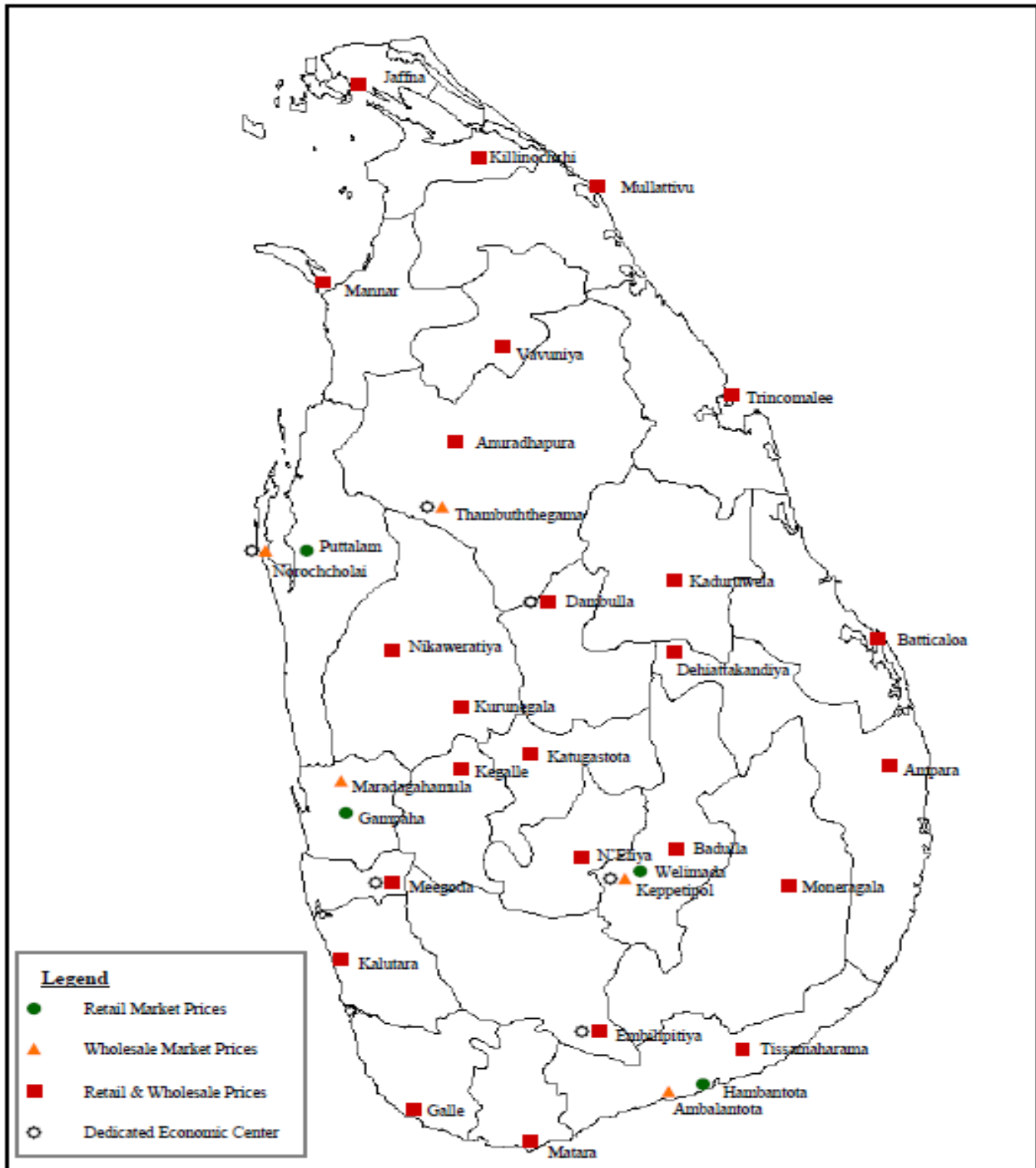
Fruits

Banana Embul	109	1.11	1.09	9.68	0.05	0.64	32.98	13.61	9.39	25.67	0.51	0.23
Anamaalu	102	1.04	0.72	16.4	0.04	0.65	21.07	3.66	8.06	27.02	0.51	0.23

Koli kuttu	107	1.38	0.34	8.8	0.03	0.47	18.12	7.71	8.56	38	0.32	0.14
Pineapple	37	0.41	0.17	5.76	0.04	0.12	17.86	39.36	10.37	10.71	0.3	0.09
Papaya	26	0.42	0.16	171	0.11	0.04	54.85	48.62	16.77	8.9	0.23	0.08
Mangoes (Karthakolomban)	79	0.8	0.92	259	0.01	0.1	35.52	17.74	3.12	6.72	0.1	0.08
Mangoes (Vilad)	44	0.76	0.58	146	0.05	0.26	67.6	29.97	16.93	14.79	0.65	0.19
Apple	62	0.29	0.64	0.36	0.02	0.08	3.43	2.9	3.12	6.72	0.1	0.08
Avacado	144	2.95	13.86	2	0.08	0.18	67.17	9.36	28.48	48.14	0.81	0.75
Wood apple	78	3.09	3.62	0.46	0.01	0.14	6.07	13.58	59.15	25.16	0.45	0.32
Orange	46	1.07	0.37	23.44	0.01	0.28	14.46	20.19	31.18	20.36	0.81	0.35
Guava	39	1.53	0.38	19.67	0.01	0.11	25.24	30.88	6.59	12.02	0.53	0.33
Grapes	49	0.95	10.69	3.22	0.04	0.1	7.07	20.51	7.27	6.86	0.28	0.07
Melon	19	0.65	0.16	130	0.02	0.11	6	8.24	4.05	9.76	0.15	0.1

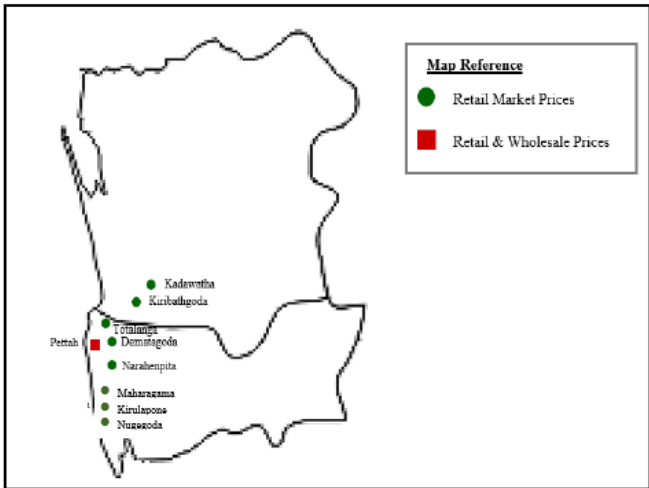
Source: Sri Lanka Food Composition Tables, Ministry of Health - 2021.

Price Collecting Areas



Legend

- Retail Market Prices
- ▲ Wholesale Market Prices
- Retail & Wholesale Prices
- Dedicated Economic Center





HARTI



Ministry of Agriculture

**Food Systems and Market Research Division & Data Management Division
Hector Kobbekaduwa Agrarian Research and Training Institute**

No. 114, Wijerama Mawatha, Colombo 07.

Phone: 011-2696981 Fax: 011-2682283

E-mail: mfpaharti@yahoo.com

Web: www.harti.gov.lk

www.mobitel.lk

**දෛනික චිළචිචි තොග මිල,
ජංගම දුරකථනයෙන්**

හෙක්ටර් කොච්චිකඩුව ගොවි කරියතු පර්යේෂණ
හා පුහුණුධර්මේ ආයතනය අනුමුතයෙන්

**මොබිටෙල්
ජංගම
මිල දර්ශනය**

ජාතික ජංගම දුරකථන ජාලයෙන්

6666
අමතන්න.

මොබිටෙල් අද මිල - අත දෙස
මොබිටෙල් ජංගම දුරකථන ජාලයෙන්
චිළචිචි තොග මිල දර්ශනය.

විකාසයාට රු.2/-
විකාසයාට රු.2/-